

ELDORADO COUNTRY CLUB SPA & FITNESS

ATTACHMENT # 4

46014 E ELDORADO DR
INDIAN WELLS, CA 92210

CUP MODIFICATION SUBMITTAL - 09.21.2022



1515 Morena Blvd.
San Diego, CA 92110
(619) 299-6680
delowie.com



ELDORADO COUNTRY CLUB SPA & FITNESS

46014 E ELDORADO DR
INDIAN WELLS, CA 92210

PROJECT NO. 21114

REV	DATE ISSUED	REASON
06	01.22	SCHEMATIC DESIGN
07	28.22	CUP MODIFICATION SUB.
09	21.22	CUP MODIFICATION SUB.

CUP MODIFICATION SUBMITTAL

COVER SHEET

Sheet No. **G-001.B**

9/21/2022 2:26:36 PM ALL IDEAS, DESIGNS AND ARRANGEMENTS INDICATED ON THESE DRAWINGS ARE THE PROPERTY OF THE ARCHITECT AND ARE TO BE USED IN CONNECTION WITH THIS SPECIFIC PROJECT AND SHALL NOT BE USED OTHERWISE WITHOUT THE EXPRESSED CONSENT OF THE ARCHITECT. THESE SHALL BE NO CHANGES OR DEVIATION FROM THE DRAWINGS OR ACCOMPANYING SPECIFICATION WITHOUT THE EXPRESSED CONSENT OF THE ARCHITECT.

OWNER/CLIENT
ELDORADO COUNTRY CLUB
46000 FAIRWAY DRIVE
INDIAN WELLS, CA 92210
TEL: 760.346.8081
FAX:
CONTACT: MARK MILLER, GENERAL MANAGER

ARCHITECT
DELOWIE
1515 MORENA BLVD
SAN DIEGO, CA 92101
TEL: 619.299.6690
FAX: 619.299.5513
CONTACT: ALISON MORITA, LEED AP, ASSOCIATE

CIVIL
MICHAEL BAKER, INTERNATIONAL
9755 CLAREMONT MESA BLVD, SUITE 100
SAN DIEGO, CA 92124-1353
TEL: 658.614.5009
FAX:
CONTACT: BRIAN STUP, PE, SR. PROJECT MANAGER

LANDSCAPE
BURTON LANDSCAPE ARCHITECTURE STUDIO
307 S CEDROS AVENUE
SOLANA BEACH, CA 92075
TEL: 858.794.7204
FAX:
CONTACT: REID KATKOV, PROJECT DIRECTOR

LIGHTING DESIGNER
OHM LIGHT
371 LAKEPORT BLVD, #355
LAKEPORT, CA 95453
TEL: 415.215.1436
FAX:
CONTACT: TERRY OHM

PROJECT SHEET INDEX-CUP

SHEET NUMBER	SHEET NAME	SHEET ISSUE DATE
GENERAL		
G-001.B	COVER SHEET	09.21.22
G-200	AXONOMETRIC	09.21.22
CIVIL		
C-01	EXISTING CONDITIONS	09.21.22
C-02	OVERALL SITE PLAN	09.21.22
C-03	GRADING PLAN	09.21.22
C-04	PRIVATE UTILITY PLAN	09.21.22
C-05	FIRE ACCESS PLAN	09.21.22
LANDSCAPE		
LC-101	LANDSCAPE SITE PLAN	09.21.22
LC-102	LANDSCAPE SITE PLAN	09.21.22
LC-103	LANDSCAPE SITE PLAN	09.21.22
LC-104	LANDSCAPE SITE PLAN	09.21.22
LC-105	LANDSCAPE SITE PLAN	09.21.22
LC-106	LANDSCAPE SITE PLAN	09.21.22
LC-107	LANDSCAPE SITE PLAN	09.21.22
LC-108	PLANTING IMAGES	09.21.22
ARCHITECTURAL-CUP		
AS100	SITE PLAN	09.21.22
A-101.4	BASEMENT PLAN - BLDG E	09.21.22
A-101.5	OVERALL FLOOR PLAN	09.21.22
A-101.6	ROOF HEIGHT EXHIBIT	09.21.22
A-201	EXTERIOR ELEVATIONS	09.21.22
A-202	EXTERIOR ELEVATIONS	09.21.22
A-203	EXTERIOR ELEVATIONS	09.21.22
A-204	EXTERIOR ELEVATIONS	09.21.22
A-205	EXTERIOR ELEVATIONS	09.21.22
A-211	RENDERINGS	09.21.22
LIGHTING		
AL-001	FIXTURE SCHEDULE	09.21.22
AL-100	SITE LIGHTING PLAN	09.21.22

SHEET COUNT - CUP

DISCIPLINE	COUNT
GENERAL	2
CIVIL	5
LANDSCAPE	8
ARCHITECTURAL-CUP	10
LIGHTING	2
GRAND TOTAL	27

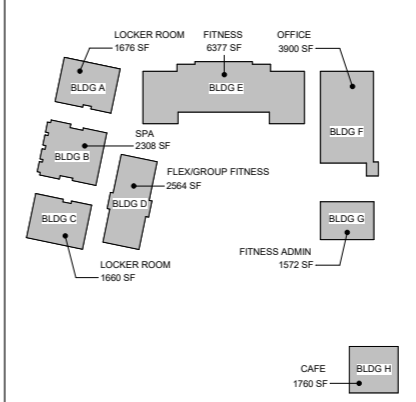
BUILDING CODE DATA

TYPE OF CONSTRUCTION III-B
OCCUPANCY CLASSIFICATION (CBC CHAPTER 3) A-2, B, S NON SEPARATED
SPECIAL USE AND OCCUPANCY (CBC CHAPTER 4) NA
SPECIAL PROVISIONS (CBC-2019 CHAPTER 510) NA
ACCESSORY OCCUPANCIES NA
MIXED OCCUPANCY YES, NON SEPARATED
BUILDING HEIGHT
ALLOWED: 55 FEET, 2 STORIES
PROPOSED: 16 FEET, 2 STORIES
BUILDING AREA
BASE ALLOWABLE AREA: 9,500 SF
BUILDING AREA MODIFICATION: (CBC SECTION 506)
SINGLE OCCUPANCY MULTI-STORY: $A_{s1} = [A_1 + (N \times L)] \times S_a$
 $A_{s2} = [28,500 + (9,500 \times 166)] \times 2 = 60,166$
FRONTAGE AREA INCREASE
a. PERIMETER WHICH FRONTS A PUBLIC WAY >20' WIDE: 557' (F)
b. TOTAL BLDG. PERIMETER: 1,114' (P)
c. RATIO (F/P): 5
d. W = MIN. WIDTH OF PUBLIC WAY: 20' (W)
e. PERCENT OF FRONTAGE INCREASE: 166% (I)
 $I = [F/P - 0.25] \times W/30$
ALLOWABLE BUILDING AREA 60,166 SF
PROPOSED BUILDING AREA 25,000 SF ABOVE GRADE 38,000 BELOW
OCCUPANT LOAD
REFER TO EGRESS PLANS FOR TABULATION.
FIRE-RESISTANCE RATING REQUIREMENTS
BUILDING ELEMENT FIRE-RESISTANCE RATING (HRS)
PRIMARY STRUCTURAL FRAME 0
EXT. BEARING WALLS 2
INT. BEARING WALLS 0
FLOOR CONSTRUCTION AND ASSOCIATED SECONDARY MEMBERS 0
ROOF CONSTRUCTION AND ASSOCIATED SECONDARY MEMBERS 0
LIFE SAFETY SYSTEMS
SPRINKLERS: YES, NFPA 13
STANDPIPES: YES, WET
FIRE ALARM: YES, MONITORED: YES
SMOKE DETECTION: YES

AREA SCHEDULE (BUILDING AREA)

LEVEL	AREA
BASEMENT	8057 SF
MAIN LEVEL	21865 SF
GRAND TOTAL	29922 SF

AREA TABULATION



PROJECT SUMMARY

BRAND NEW GROUND UP SINGLE STORY SPA, FITNESS, AND OFFICE BUILDINGS WITH LIMITED UNDERGROUND BASEMENT SPACE FOR STORAGE, MECHANICAL, AND POOL EQUIPMENT SPACE. SITE WORK INCLUDES 2 NEW POOLS AND SPA, ALONG WITH LANDSCAPING AND HARDSCAPE.

APPLICABLE CODES

- APPLICABLE CODES & STANDARDS, INCLUDING, BUT NOT LIMITED TO THE FOLLOWING:
- TITLE 24, PART 1, 2019 BUILDING STANDARDS ADMINISTRATIVE CODE
 - TITLE 24, PART 2, 2019 CALIFORNIA BUILDING CODE (CBC)
 - TITLE 24, PART 3, 2019 CALIFORNIA ELECTRICAL CODE
 - TITLE 24, PART 4, 2019 CALIFORNIA MECHANICAL CODE
 - TITLE 24, PART 5, 2019 CALIFORNIA PLUMBING CODE
 - TITLE 24, PART 6, 2019 CALIFORNIA ENERGY CODE
 - TITLE 24, PART 9, 2019 CALIFORNIA FIRE CODE
 - TITLE 24, PART 11, 2019 CALIFORNIA GREEN BUILDING STANDARDS
 - TITLE 19, PUBLIC SAFETY, STATE FIRE MARSHAL
 - AMERICAN WITH DISABILITIES ACT (ADA) LATEST EDITION

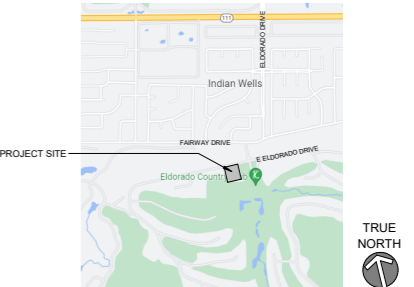
PROJECT DATA

ADDRESS: 46014 ELDORADO DR
INDIAN WELLS, CA 92210
APN: 623-072-001, 623-072-002, & 623-072-003
CODE ENFORCEMENT JURISDICTION: CITY OF INDIAN WELLS
EXISTING USE: SPA AND FITNESS BUILDING FOR COUNTRY CLUB USE
PROPOSED USE: NO CHANGE
ZONING INFO: OPEN SPACE GOLF AND RECREATION, PLANNING AREA 3.1
SITE AREA: 3.9 ACRES
POTENTIAL HISTORIC RESOURCE/ DESIGNATED HISTORIC SITE: NO
SPECIAL APPROVALS: MODIFICATION TO EXISTING CUP NO. 2-94-2

PARKING SCHEDULE

LEVEL	EXISTING PARKING	NEW PARKING	TOTAL PARKING
CAR	129	28	157
CART	175	8	183
ADA	2	2	4
TOTAL	304	38	342
		GRAND TOTAL	342

VICINITY MAP



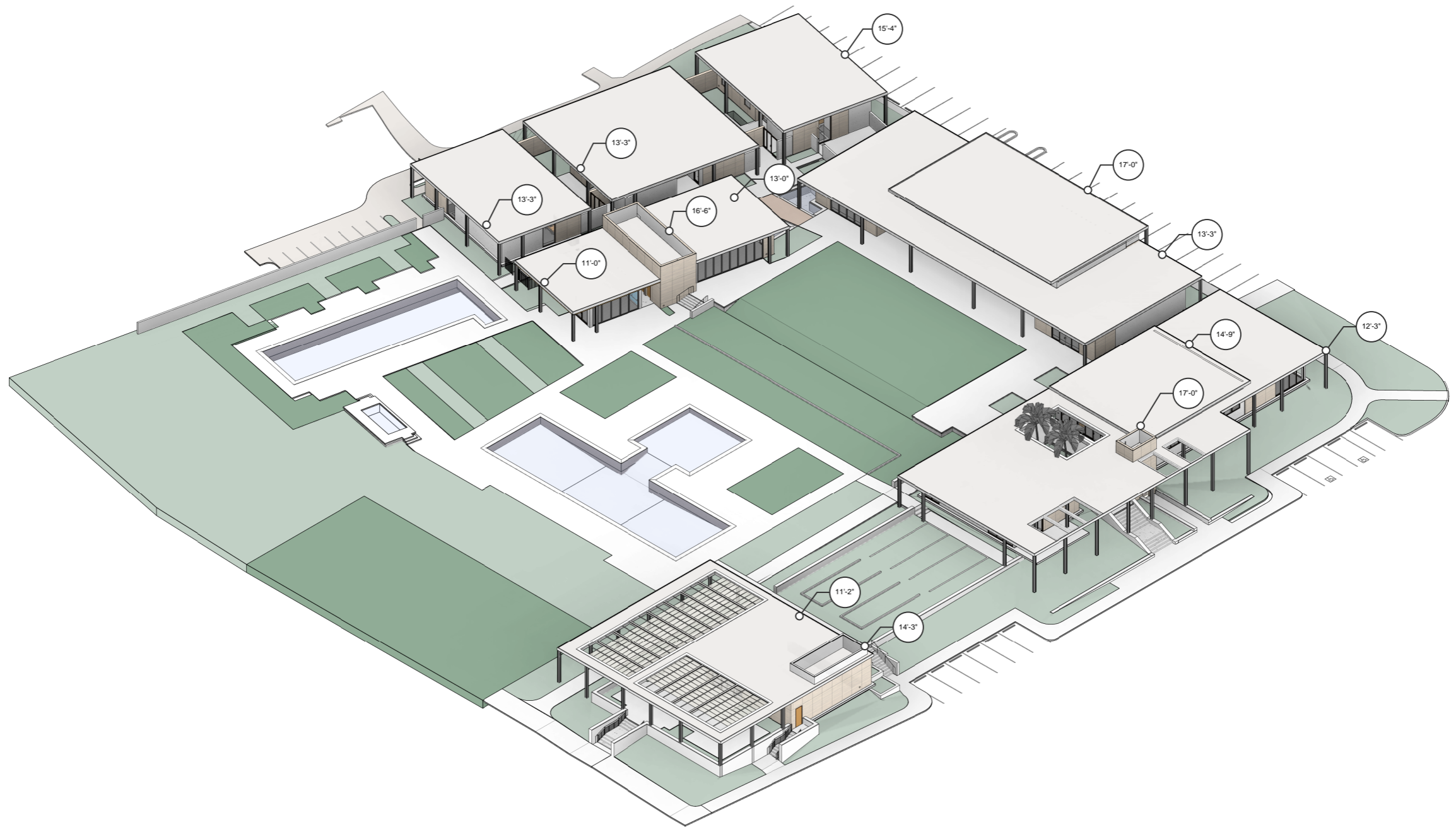


CUP MODIFICATION SUBMITTAL

COVER SHEET

Sheet No. **G-001.B**

9/22/2022 11:39:53 AM
 ALL IDEAS, DESIGNS AND ARRANGEMENTS INDICATED ON THESE DRAWINGS ARE THE PROPERTY OF THE ARCHITECT AND ARE TO BE USED IN CONNECTION WITH THIS SPECIFIC PROJECT AND SHALL NOT BE USED OTHERWISE WITHOUT THE EXPRESSED CONSENT OF THE ARCHITECT. THESE SHALL BE NO CHANGES OR DEVIATION FROM THE DRAWINGS OR ACCOMPANYING SPECIFICATION WITHOUT THE EXPRESSED CONSENT OF THE ARCHITECT.



**ELDORADO
 COUNTRY CLUB
 SPA & FITNESS**

46014 E ELDORADO DR
 INDIAN WELLS, CA 92210

PROJECT NO. 21114

REV	DATE ISSUED	REASON
	06.01.22	SCHEMATIC DESIGN
	07.28.22	CUP MODIFICATION SUB.
	09.21.22	CUP MODIFICATION SUB.

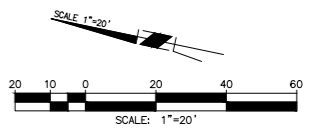
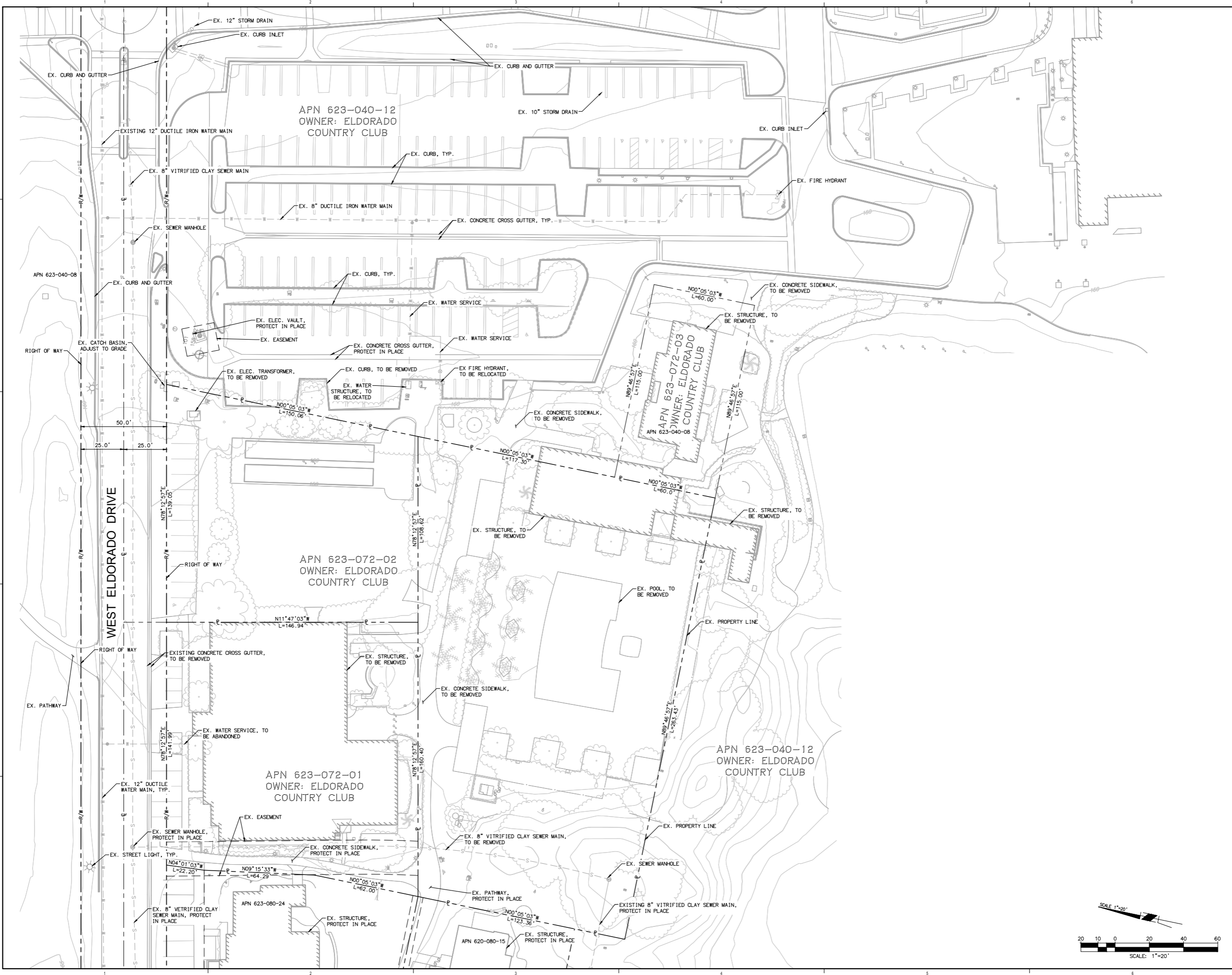
CUP MODIFICATION SUBMITTAL

Sheet Title
AXONOMETRIC

Sheet No.
G-200

A1 AXONOMETRIC

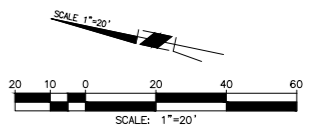
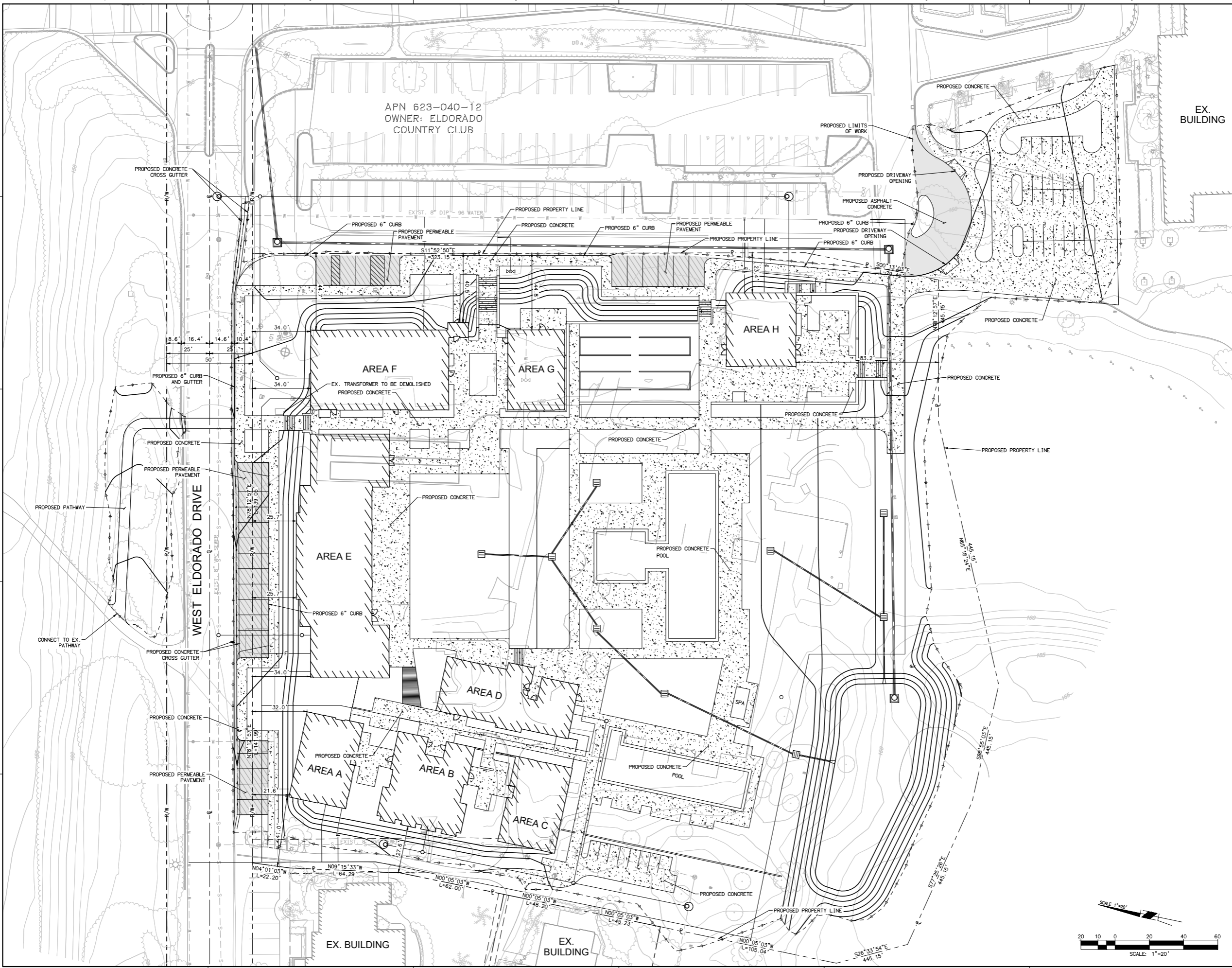
ALL DESIGN AND ARRANGEMENTS INDICATED ON THESE DRAWINGS ARE THE PROPERTY OF THE ARCHITECT AND ARE TO BE USED IN CONNECTION WITH THE SPECIFIC PROJECT AND SHALL NOT BE USED OTHERWISE WITHOUT THE EXPRESSED CONSENT OF THE ARCHITECT. THERE SHALL BE NO CHANGES OR REVISIONS FROM THE DRAWINGS OR ACCOMPANYING SPECIFICATION WITHOUT THE EXPRESSED CONSENT OF THE ARCHITECT.



PROJECT NO. 21114

REV	DATE ISSUED	REASON
06	07.22	SCHEMATIC DESIGN
07	28.22	CLIP MODIFICATION SUB.
08	09.21.22	CUP MODIFICATION SUB.

ALL DESIGN AND ARRANGEMENTS INDICATED ON THESE DRAWINGS ARE THE PROPERTY OF THE ARCHITECT AND ARE TO BE USED IN CONNECTION WITH THE SPECIFIC PROJECT AND SHALL NOT BE USED OTHERWISE WITHOUT THE EXPRESSED CONSENT OF THE ARCHITECT. THERE SHALL BE NO CHANGES OR REVISIONS FROM THE DRAWINGS OR ACCOMPANYING SPECIFICATION WITHOUT THE EXPRESSED CONSENT OF THE ARCHITECT.



ELDORADO COUNTRY CLUB SPA & FITNESS
 46014 E ELDORADO DR
 INDIAN WELLS, CA 92210

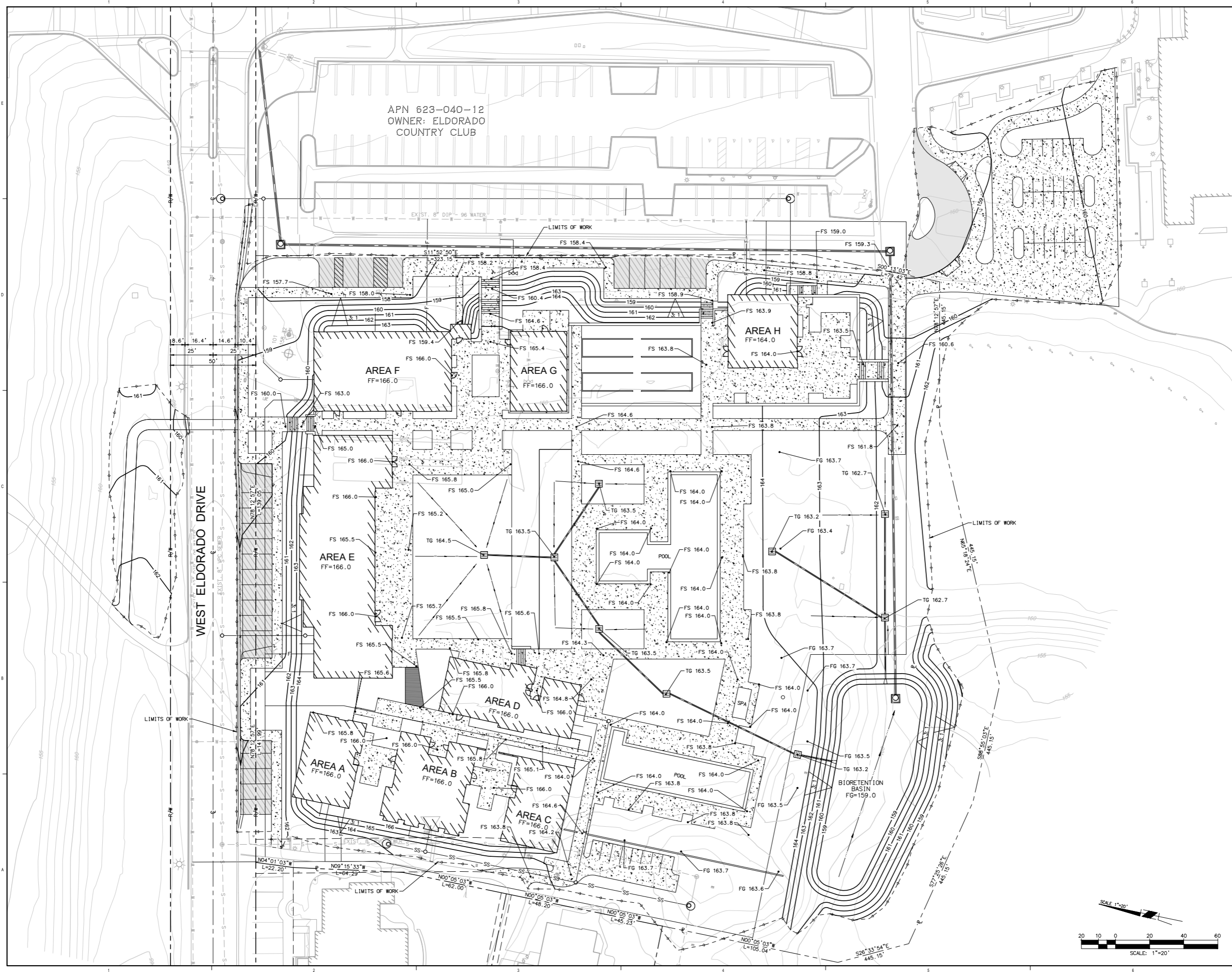
PROJECT NO. 21114

REV	DATE ISSUED	REASON
06	01/22	SCHEMATIC DESIGN
07	28/22	CUP MODIFICATION SUB.
09	21/22	CUP MODIFICATION SUB.

CUP MODIFICATION SUBMITTAL
 Sheet Title
OVERALL SITE PLAN

Sheet No.
C-02

ALL DESIGN AND ARRANGEMENTS INDICATED ON THESE DRAWINGS ARE THE PROPERTY OF THE ARCHITECT AND ARE TO BE USED IN CONNECTION WITH THE SPECIFIC PROJECT AND SHALL NOT BE USED OTHERWISE WITHOUT THE EXPRESSED CONSENT OF THE ARCHITECT. THERE SHALL BE NO CHANGES OR DEVIATIONS FROM THE DRAWINGS OR ACCOMPANYING SPECIFICATION WITHOUT THE EXPRESSED CONSENT OF THE ARCHITECT.



APN 623-040-12
OWNER: ELDORADO
COUNTRY CLUB

WEST ELDORADO DRIVE



**ELDORADO
COUNTRY CLUB
SPA & FITNESS**

46014 E ELDORADO DR
INDIAN WELLS, CA 92210

PROJECT NO. 21114

REV	DATE ISSUED	REASON
06	01/22	SCHEMATIC DESIGN
07	28/22	CUP MODIFICATION SUB.
08	09/21/22	CUP MODIFICATION SUB.

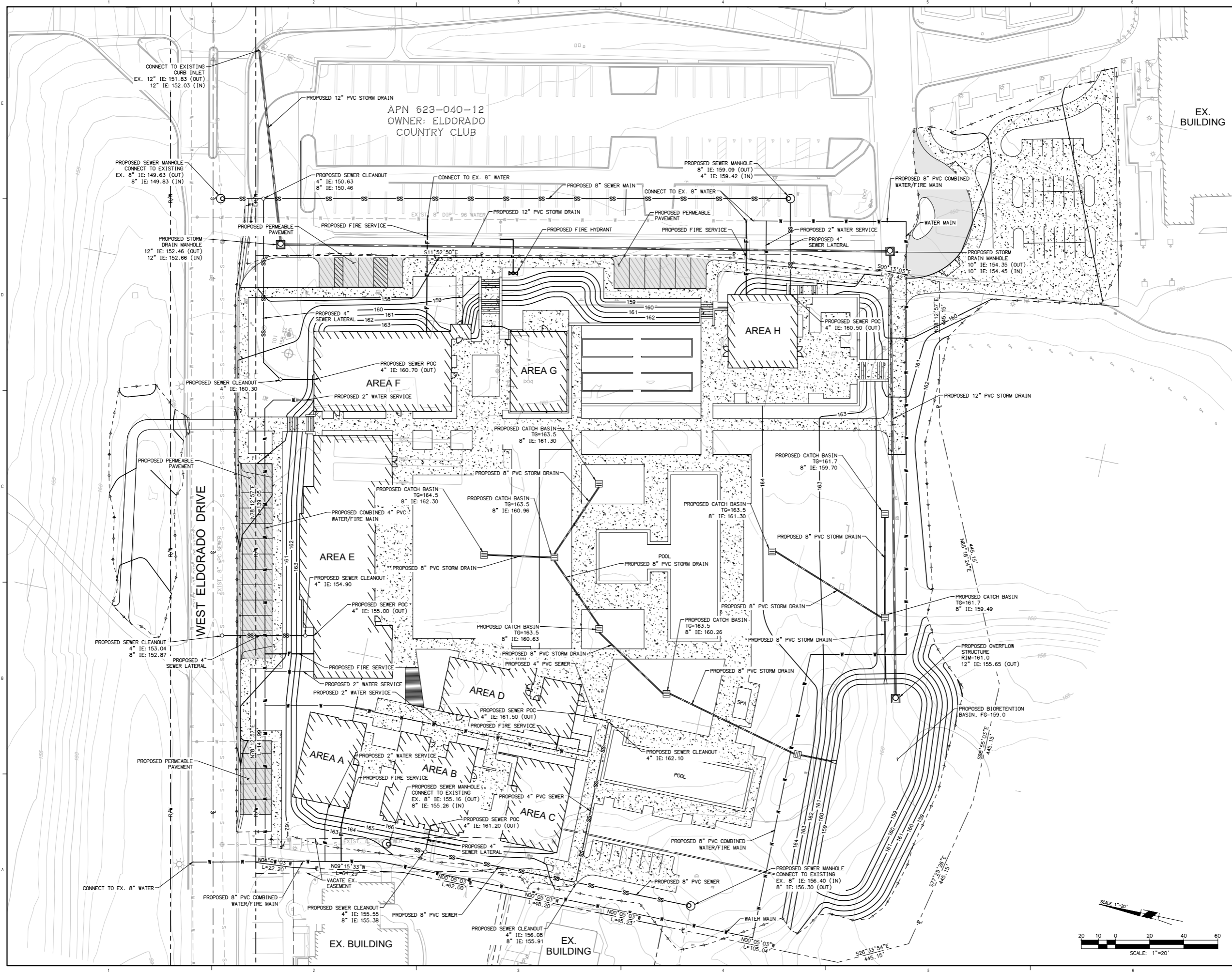
CUP MODIFICATION
SUBMITTAL

GRADING PLAN

Sheet No.
C-03

NOT FOR CONSTRUCTION

ALL DESIGN AND ARRANGEMENTS INDICATED ON THESE DRAWINGS ARE THE PROPERTY OF THE ARCHITECT AND ARE TO BE USED IN CONNECTION WITH THE SPECIFIC PROJECT AND SHALL NOT BE USED OTHERWISE WITHOUT THE EXPRESSED CONSENT OF THE ARCHITECT. THERE SHALL BE NO CHANGES OR DEVIATIONS FROM THE DRAWINGS OR ACCOMPANYING SPECIFICATION WITHOUT THE EXPRESSED CONSENT OF THE ARCHITECT.




delowie
 Architecture • Experience • Integrity

1515 Morena Blvd.
 San Diego, CA 92110
 (619) 299-8800
 delowie.com

Michael Baker INTERNATIONAL

CIVIL ENGINEER
 MICHAEL BAKER INTERNATIONAL
 9755 CLAREMONT MESA BLVD.
 SAN DIEGO, CA 92124



ELDORADO COUNTRY CLUB SPA & FITNESS

46014 E ELDORADO DR
 INDIAN WELLS, CA 92210

PROJECT NO. 21114

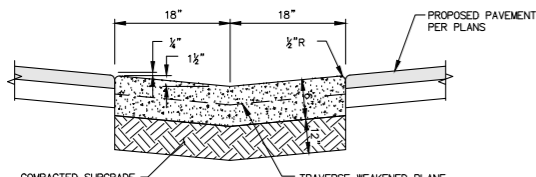
REV	DATE	ISSUED	REASON
1	06.01.22		SCHEMATIC DESIGN
2	07.28.22		CLIP MODIFICATION SUB.
3	09.21.22		CUP MODIFICATION SUB.

CUP MODIFICATION SUBMITTAL

Sheet Title
PRIVATE UTILITY PLAN

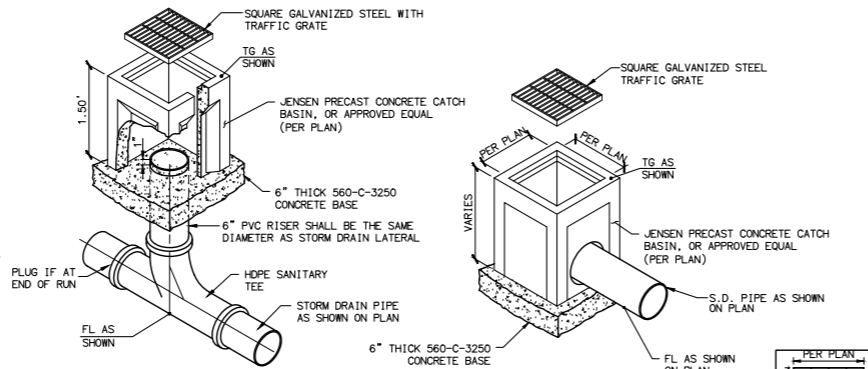
Sheet No.
C-04

NOT FOR CONSTRUCTION



- NOTES:**
- THE UPPER 12" OF SUBGRADE SOILS SHALL BE COMPACTED TO A MINIMUM OF 95% OF THE LABORATORY MAXIMUM DRY DENSITY NEAR TO SLIGHTLY ABOVE OPTIMUM MOISTURE CONTENT PER GEOTECHNICAL RECOMMENDATIONS.
 - CONTRACTORS TO VERIFY PAVEMENT SECTION AND COMPACTION LEVELS WITH GEOTECHNICAL ENGINEER PRIOR TO BEGINNING OF GRADING. FINAL SECTION THICKNESS AND MATERIAL MAY CHANGE BASED ON FINAL PROJECT GEOTECHNICAL REPORT.

1 3' CONCRETE RIBBON GUTTER (PVT)
N.T.S.

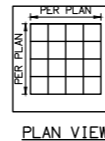


TYPE 'A'

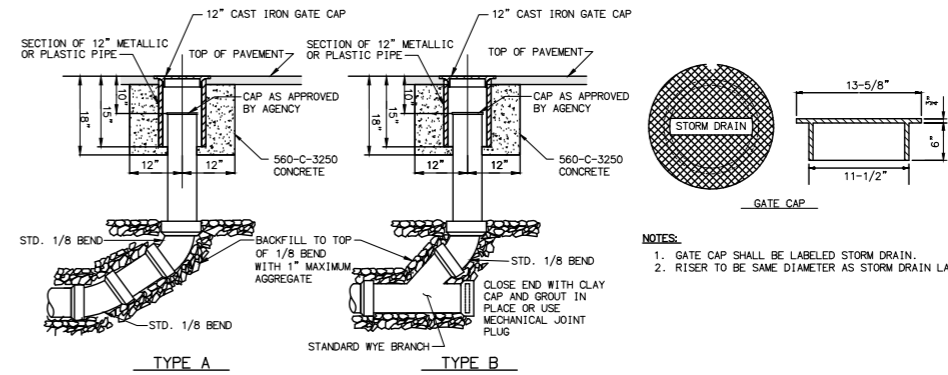
TYPE 'B'

- NOTE:**
WHEN CATCH BASIN IS LOCATED IN CONCRETE PAVEMENT AREA PROVIDE FELT EXPANSION JOINT AROUND THE BOX.

2 CATCH BASIN (PVT)
N.T.S.



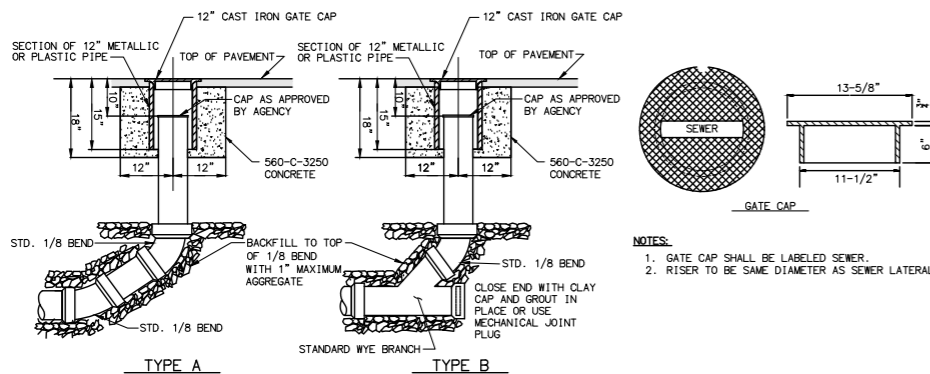
PLAN VIEW



TYPE A

TYPE B

3 STORM DRAIN TYPE CLEANOUT (PVT)
N.T.S.

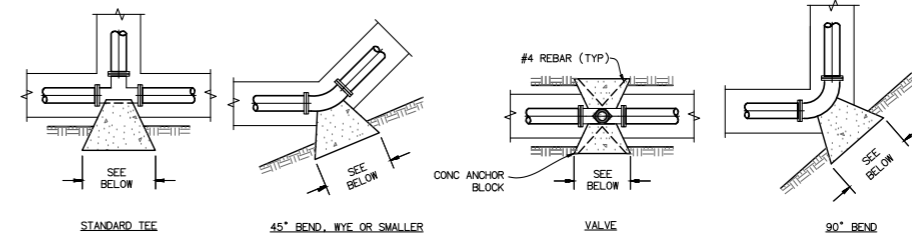


TYPE A

TYPE B

- NOTES:**
- GATE CAP SHALL BE LABELED SEWER.
 - RISER TO BE SAME DIAMETER AS SEWER LATERAL.

4 SEWER TYPE CLEANOUT (PVT)
N.T.S.



THRUST BLOCK TABLE:

SQ FT	PIPE SIZE	FITTING				
		STD. TEE	45° BEND	90° BEND	VALVES	END CAP
HxW 1"	N/A	N/A	N/A	N/A	N/A	N/A
SQ FT 4"	3.0 SF	2.3 SF	4.2 SF	3.0 SF	3.0 SF	
HxW 4"	1' X 3'	1' X 2'4"	2' X 2'3"	1' X 3'	1' X 3'	
SQ FT 6"	6.6 SF	5.1 SF	9.5 SF	6.6 SF	6.6 SF	
HxW 6"	3' X 2'4"	2' X 2'7"	3' X 3'2"	3' X 2'4"	3' X 2'4"	
SQ FT 8"	11.9 SF	9 SF	16.8 SF	11.9 SF	11.9 SF	
HxW 8"	3' X 4'	3' X 3'	4' X 4'2"	3' X 4'	3' X 4'	
SQ FT 12"	26.6 SF	20.4 SF	37.7 SF	26.6 SF	26.6 SF	
HxW 12"	5' X 5'4"	4' X 5'11"	5' X 7'6"	5' X 5'4"	5' X 5'4"	

THRUST BLOCK CALCULATIONS:

$T_{END OR TEE} = PA$
 $T_{FITTING} = 2MP \cdot A(\sin \Delta/2)$

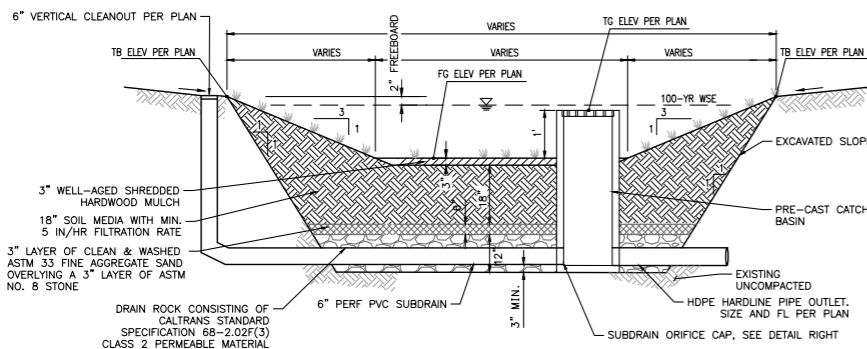
SOIL BEARING CAPACITY = PASSIVE EARTH PRESSURE * DEPTH @ PIPE CENTERLINE
THRUST BLOCK AREA REQUIRED (A) = (T/S_p) * S_p

PASSIVE EARTH PRESSURE = 300 PCF
DESIGN TEST PRESSURE (P) = 200 PSI
DEPTH OF COVER FOR WATER LINES = 4 FT
DEPTH @ PIPE CENTER LINE = 4.25 FT
SOIL BEARING CAPACITY (S_p) = 1275 PSF
SAFETY FACTOR (S_p) = 1.5

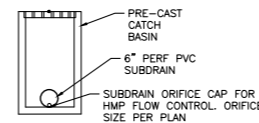
NOTES:

- CONCRETE THRUST BLOCKS SHALL NOT INFRINGE ON VALVE OPERATORS, BOLTS, ETC.
- ALL THRUST BLOCK BEARING AREAS SHALL BE CARRIED TO UNDISTURBED SOIL.
- IF PASSIVE EARTH PRESSURE, DEPTH OF PIPE, OR DESIGN TEST PRESSURE DIFFERS THEN THRUST BLOCK BEARING AREAS MUST BE RE-CALCULATED.
- THRUST BLOCKS SHALL BE USED AT CONNECTIONS BETWEEN EXISTING & NEW PIPE MAINS WHERE JOINTS ARE NOT RESTRICTED.
- USE 1" c = 2,500 PORTLAND CEMENT CONCRETE.
- PIPE BEDDING AND TRENCH BACKFILL PER CITY OF SAN DIEGO STANDARD DRAWINGS AS CALLED OUT IN DRAWINGS.
- RESTRAINED LENGTHS ARE FOR HORIZONTAL BENDS UNLESS OTHERWISE NOTED.
- PROVIDE RESTRAINED JOINTS IN LIEU OF THRUST BLOCK WHERE PRACTICAL. CONTRACTOR TO VERIFY WITH MANUFACTURER THAT MINIMUM REQUIREMENTS ARE MET.

5 THRUST BLOCK TABLE
N.T.S.



6 BIO BASIN DETAIL (PVT)
N.T.S.



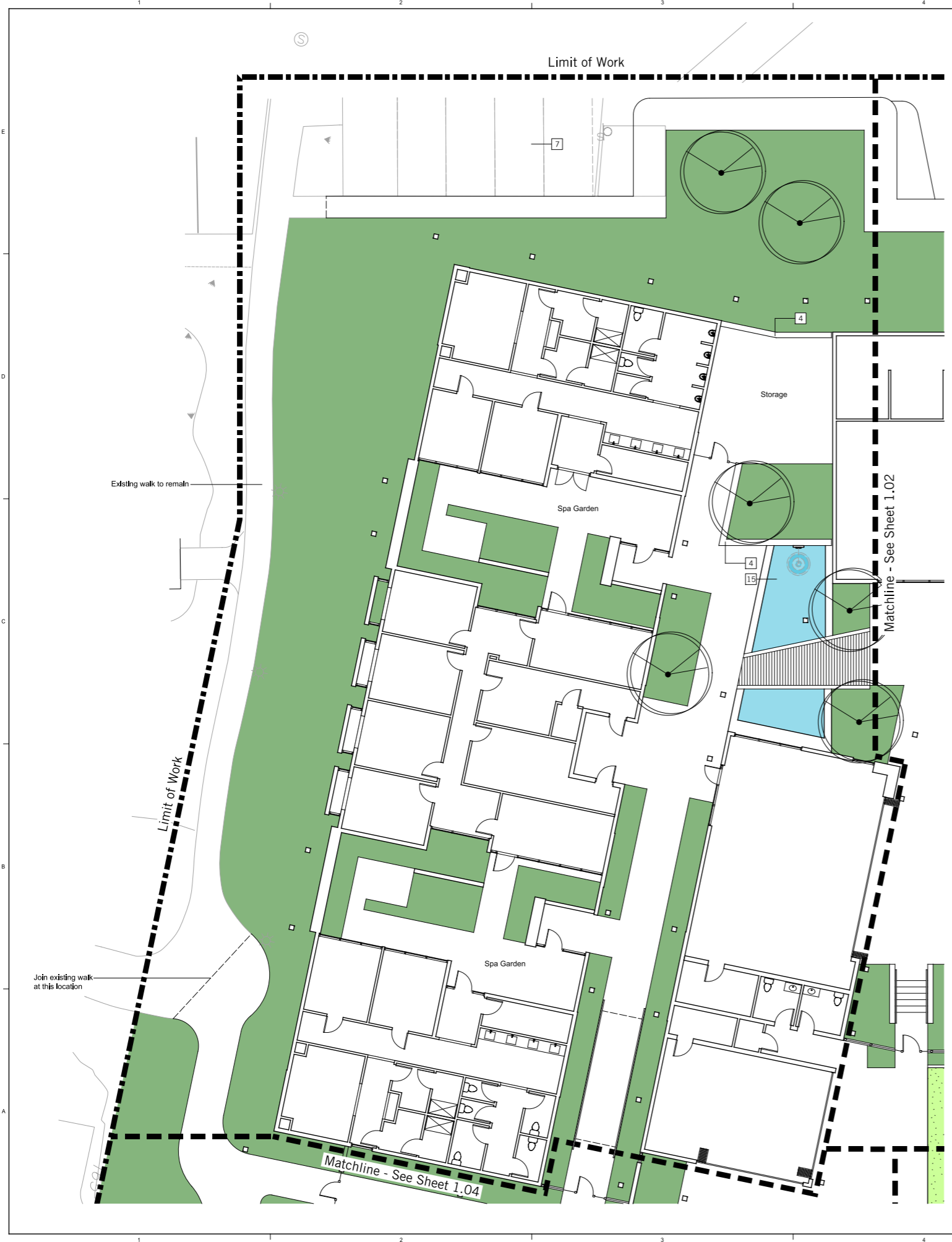
SUBDRAIN ORIFICE CAP DETAIL

NOTES:

- COVER PLANTER SURFACE WITH 3" THICK LAYER OF MULCH.
- PROVIDE 2"x2" CLUSTERED FIELD SLEDGE AND COBBLES. PLANT AT 6" ON CENTER IN AREAS INDICATED ON PLANS.
- PLANTER SOIL MIX TO CONSIST OF 20% COMPOST, 60% SAND, 20% TOP SOIL (NO CLAY).
- PROVIDE 6" DIA. SUBDRAIN PER SDR-35 WITH 3/8" DIA. PERFORATIONS WITH 4 HOLES PER ROW. PERFORATION ROWS SPACED 6" ON CENTER, ALONG LENGTH OF PIPE.
- CAP SUBDRAIN OUTLET AT THE UPSTREAM END.

ALL DESIGN AND DIMENSIONS INDICATED ON THESE DRAWINGS ARE THE PROPERTY OF THE ARCHITECT AND ARE TO BE USED IN CONNECTION WITH THE SPECIFIC PROJECT AND ARE NOT TO BE USED OTHERWISE WITHOUT THE EXPRESSED CONSENT OF THE ARCHITECT. THERE SHALL BE NO CHANGES OR DEVIATIONS FROM THE DRAWINGS OR ACCOMPANYING SPECIFICATION WITHOUT THE EXPRESSED CONSENT OF THE ARCHITECT.

7/13/2022 2:25:08 PM
ALL IDEAS, DESIGNS AND ARRANGEMENTS INDICATED ON THESE DRAWINGS ARE THE PROPERTY OF THE ARCHITECT AND ARE TO BE USED IN CONNECTION WITH THIS SPECIFIC PROJECT AND SHALL NOT BE USED OTHERWISE WITHOUT THE EXPRESSED CONSENT OF THE ARCHITECT. THERE SHALL BE NO CHANGES OR DEVIATION FROM THE DRAWINGS OR ACCOMPANYING SPECIFICATION WITHOUT THE EXPRESSED CONSENT OF THE ARCHITECT.



Construction Key Notes

Symbol	Description
1	5'-0" non-climbable metal pool fence. Painted, color TBD
2	5'-0" non-climbable metal pool gate. Painted, color TBD
3	Retaining wall with stone cladding Refer to Civil Engineer's documents for wall height
4	5'-0" Freestanding preclston block wall
5	Concrete stairs
6	Proposed parking Refer to Civil Engineer's documents
7	Existing parking to remain
8	Concrete Walkway
9	Concrete pool deck
10	Yoga and Event Lawn
11	Bocce Court
12	Rim flow pool
13	Lap Pool
14	Spa
15	Water Feature

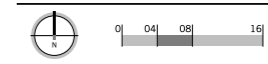
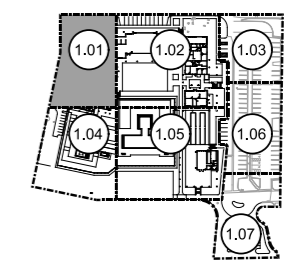
Landscape Square Footage

Description	Area
Planting Areas - 57,985 SF	
Turf Areas - 20,462 SF	

Landscape Key

Symbol	Description
	Specimen palm tree
	Shade Canopy Tree
	Specimen Tree

Key Map



ELDORADO COUNTRY CLUB SPA & FITNESS

46014 E ELDORADO DR
INDIAN WELLS, CA 92210

PROJECT NO. 21114

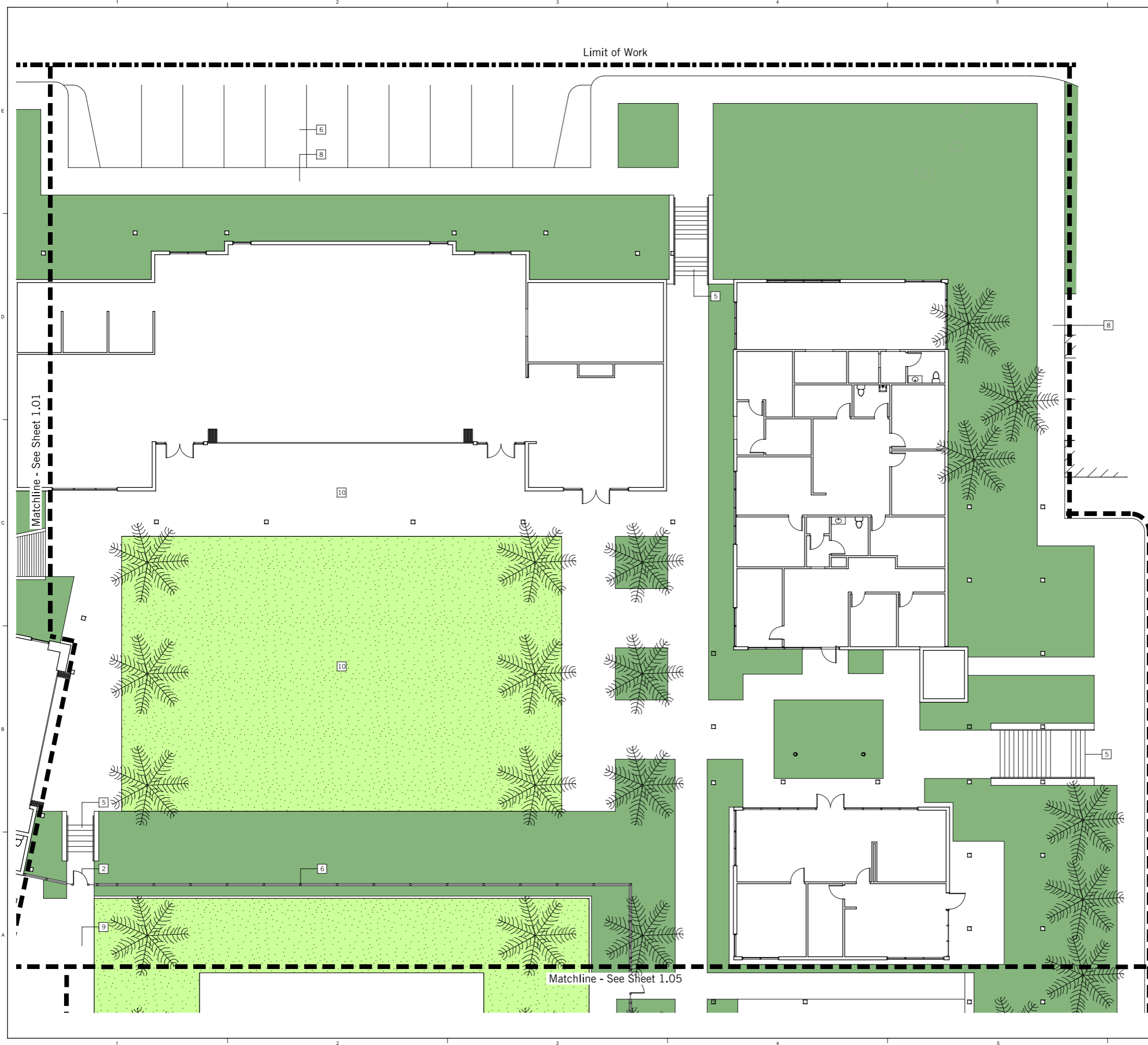
REV	DATE ISSUED	REASON
	06.07.22	SCHEMATIC DESIGN
	07.28.22	CUP MODIFICATION SUB.
	09.21.22	CUP MODIFICATION SUB.

CUP MODIFICATION SUBMITTAL

LANDSCAPE SITE PLAN

Sheet No
LC-101

7/13/2022 2:25:08 PM
ALL IDEAS, DESIGNS AND ARRANGEMENTS INDICATED ON THESE DRAWINGS ARE THE PROPERTY OF THE ARCHITECT AND ARE TO BE USED IN CONNECTION WITH THIS SPECIFIC PROJECT AND SHALL NOT BE USED OTHERWISE WITHOUT THE EXPRESSED CONSENT OF THE ARCHITECT. THERE SHALL BE NO CHANGES OR DEVIATION FROM THE DRAWINGS OR ACCOMPANYING SPECIFICATION WITHOUT THE EXPRESSED CONSENT OF THE ARCHITECT.



Construction Key Notes

Symbol	Description
1	5'-0" non-climbable metal pool fence. Painted, color TBD
2	5'-0" non-climbable metal pool gate. Painted, color TBD
3	Retaining wall with stone cladding. Refer to Civil Engineer's documents for wall height
4	5'-0" Freestanding preclston block wall
5	Concrete stairs
6	Proposed parking. Refer to Civil Engineer's documents
7	Existing parking to remain
8	Concrete Walkway
9	Concrete pool deck
10	Yoga and Event Lawn
11	Bocce Court
12	Rim flow pool
13	Lap Pool
14	Spa
15	Water Feature

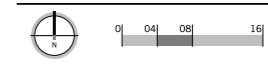
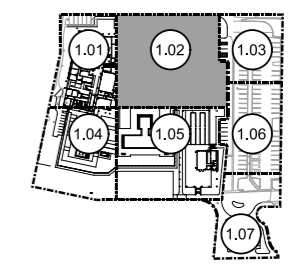
Landscape Square Footage

Description	Area
Planting Areas	57,985 SF
Planter with drought tolerant landscape and DG mulch. Irrigation to be drip tubing	
Turf Areas	20,462 SF

Landscape Key

Symbol	Description
	Specimen palm tree
	Shade Canopy Tree
	Specimen Tree

Key Map



ELDORADO COUNTRY CLUB SPA & FITNESS

46014 E ELDORADO DR
INDIAN WELLS, CA 92210

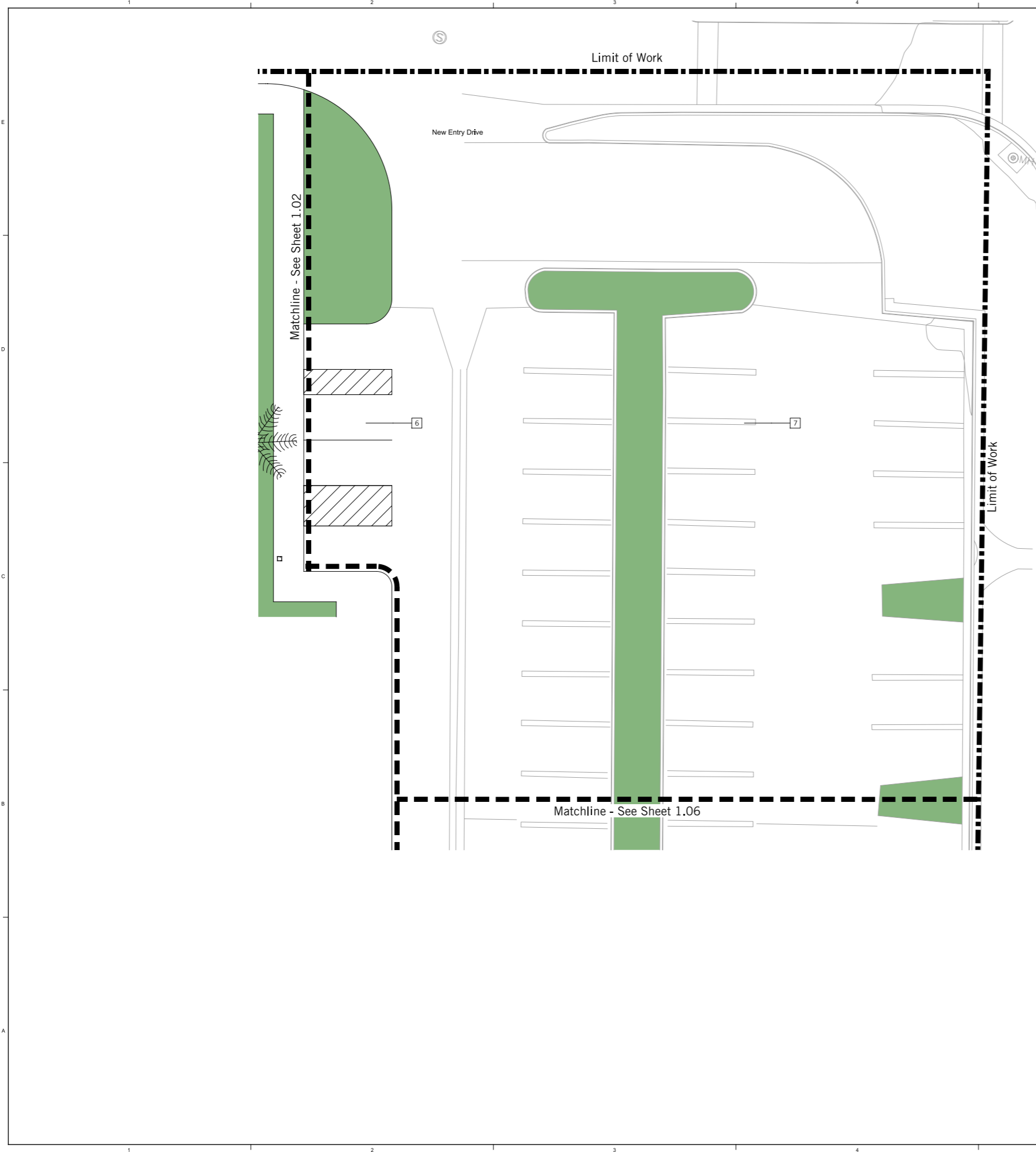
PROJECT NO. 21114

REV	DATE ISSUED	REASON
06	07.22	SCHEMATIC DESIGN
07	28.22	CUP MODIFICATION SUB.
09	21.22	CUP MODIFICATION SUB.

LANDSCAPE SITE PLAN

Sheet No. LC-102

7/19/2022 2:25:06 PM
ALL IDEAS, DESIGNS AND ARRANGEMENTS INDICATED ON THESE DRAWINGS ARE THE PROPERTY OF THE ARCHITECT AND ARE TO BE USED IN CONNECTION WITH THIS SPECIFIC PROJECT AND SHALL NOT BE USED OTHERWISE WITHOUT THE EXPRESSED CONSENT OF THE ARCHITECT. THERE SHALL BE NO CHANGES OR DEVIATION FROM THE DRAWINGS OR ACCOMPANYING SPECIFICATION WITHOUT THE EXPRESSED CONSENT OF THE ARCHITECT.



Construction Key Notes

Symbol	Description
1	5'-0" non-climbable metal pool fence. Painted, color TBD
2	5'-0" non-climbable metal pool gate. Painted, color TBD
3	Retaining wall with stone cladding Refer to Civil Engineer's documents for wall height
4	5'-0" Freestanding preclston block wall
5	Concrete stairs
6	Proposed parking Refer to Civil Engineer's documents
7	Existing parking to remain
8	Concrete Walkway
9	Concrete pool deck
10	Yoga and Event Lawn
11	Bocce Court
12	Rim flow pool
13	Lap Pool
14	Spa
15	Water Feature

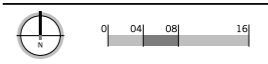
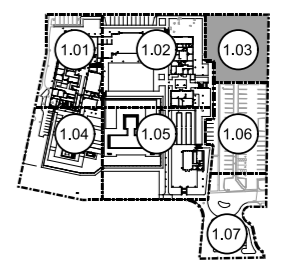
Landscape Square Footage

Description	Value
Planting Areas	57,985 SF
Turf Areas	20,462 SF

Landscape Key

Symbol	Description
	Specimen palm tree
	Shade Canopy Tree
	Specimen Tree

Key Map



ELDORADO COUNTRY CLUB SPA & FITNESS

46014 E ELDORADO DR
INDIAN WELLS, CA 92210

PROJECT NO. 21114

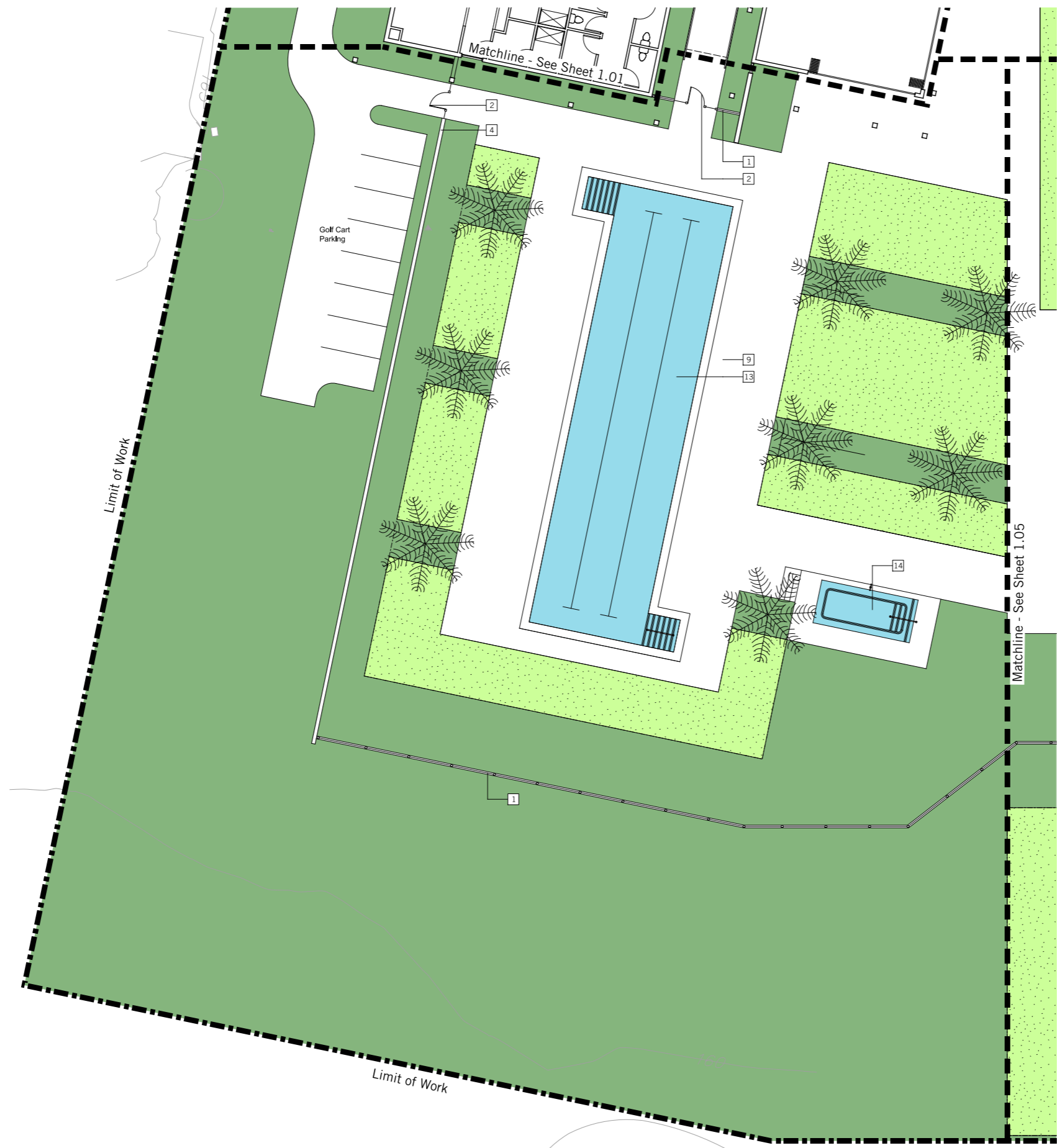
REV	DATE ISSUED	REASON
	06.07.22	SCHEMATIC DESIGN
	07.28.22	CUP MODIFICATION SUB.
	09.21.22	CUP MODIFICATION SUB.

CUP MODIFICATION SUBMITTAL

Sheet Title
LANDSCAPE SITE PLAN

Sheet No.
LC-103

7/19/2022 2:25:06 PM
ALL IDEAS, DESIGNS AND ARRANGEMENTS INDICATED ON THESE DRAWINGS ARE THE PROPERTY OF THE ARCHITECT AND ARE TO BE USED IN CONNECTION WITH THIS SPECIFIC PROJECT AND SHALL NOT BE USED OTHERWISE WITHOUT THE EXPRESSED CONSENT OF THE ARCHITECT. THERE SHALL BE NO CHANGES OR DEVIATION FROM THE DRAWINGS OR ACCOMPANYING SPECIFICATION WITHOUT THE EXPRESSED CONSENT OF THE ARCHITECT.



Construction Key Notes

Symbol	Description
1	5'-0" non-climbable metal pool fence. Painted, color TBD
2	5'-0" non-climbable metal pool gate. Painted, color TBD
3	Retaining wall with stone cladding Refer to Civil Engineer's documents for wall height
4	5'-0" Freestanding preclston block wall
5	Concrete stairs
6	Proposed parking Refer to Civil Engineer's documents
7	Existing parking to remain
8	Concrete Walkway
9	Concrete pool deck
10	Yoga and Event Lawn
11	Bocce Court
12	Rim flow pool
13	Lap Pool
14	Spa
15	Water Feature

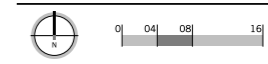
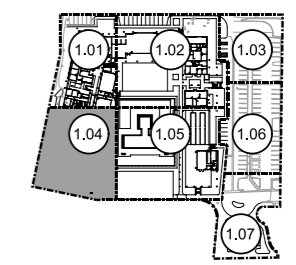
Landscape Square Footage

Description	Value
Planting Areas - 57,985 SF	57,985 SF
Planter with drought tolerant landscape and DG mulch. Irrigation to be drip tubing	
Turf Areas - 20,462 SF	20,462 SF

Landscape Key

Symbol	Description
	Specimen palm tree
	Shade Canopy Tree
	Specimen Tree

Key Map



ELDORADO COUNTRY CLUB SPA & FITNESS

46014 E ELDORADO DR
INDIAN WELLS, CA 92210

PROJECT NO. 21114

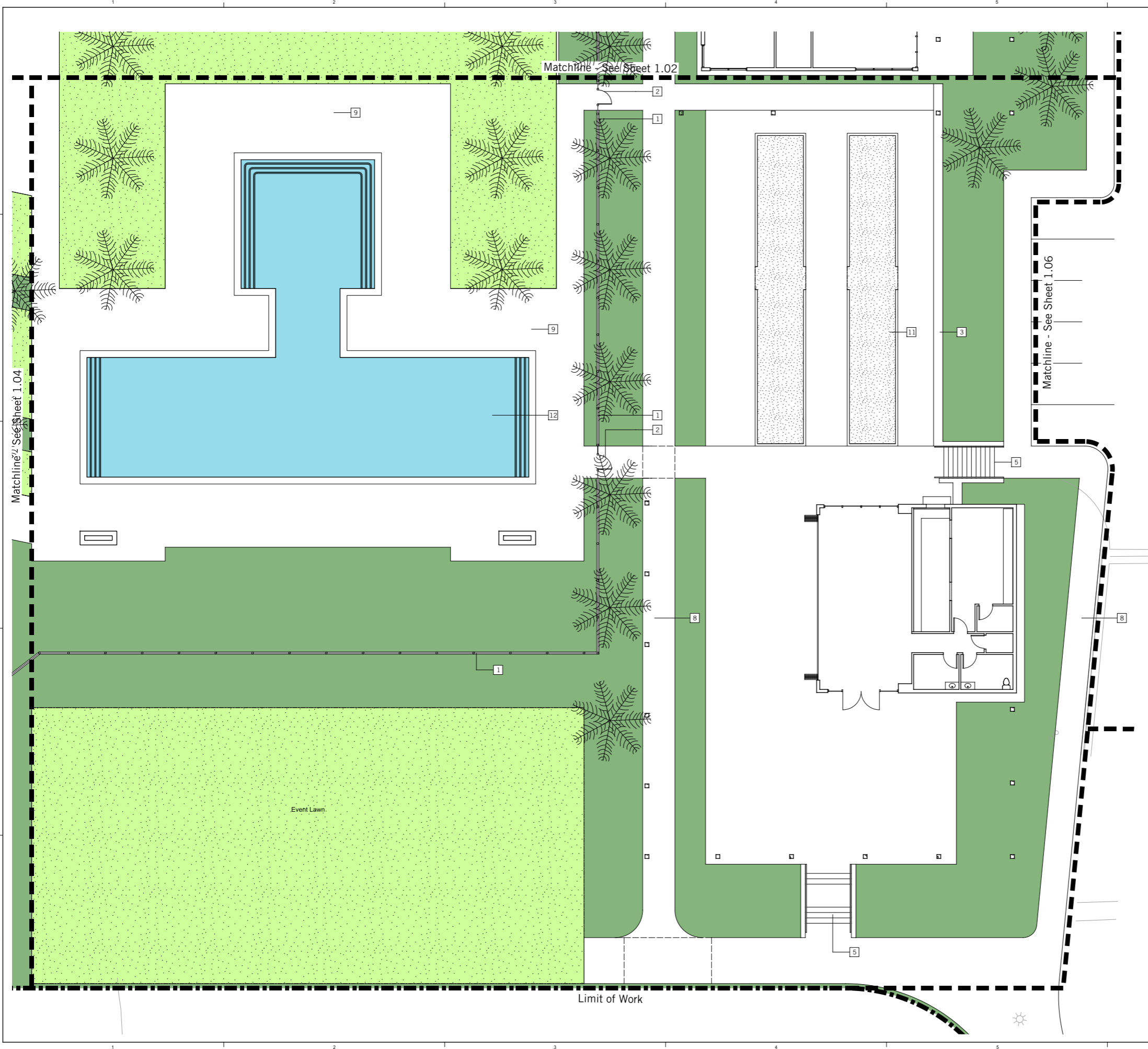
REV	DATE ISSUED	REASON
	06.01.22	SCHEMATIC DESIGN
	07.28.22	CUP MODIFICATION SUB.
	09.21.22	CUP MODIFICATION SUB.

CUP MODIFICATION SUBMITTAL

LANDSCAPE SITE PLAN

Sheet No
LC-104

7/19/2022 2:25:06 PM
ALL IDEAS, DESIGNS AND ARRANGEMENTS INDICATED ON THESE DRAWINGS ARE THE PROPERTY OF THE ARCHITECT AND ARE TO BE USED IN CONNECTION WITH THIS SPECIFIC PROJECT AND SHALL NOT BE USED OTHERWISE WITHOUT THE EXPRESSED CONSENT OF THE ARCHITECT. THERE SHALL BE NO CHANGES OR DEVIATION FROM THE DRAWINGS OR ACCOMPANYING SPECIFICATION WITHOUT THE EXPRESSED CONSENT OF THE ARCHITECT.



Construction Key Notes

Symbol	Description
1	5'-0" non-climbable metal pool fence. Painted, color TBD
2	5'-0" non-climbable metal pool gate. Painted, color TBD
3	Retaining wall with stone cladding. Refer to Civil Engineer's documents for wall height
4	5'-0" Freestanding preclston block wall
5	Concrete stairs
6	Proposed parking. Refer to Civil Engineer's documents
7	Existing parking to remain
8	Concrete Walkway
9	Concrete pool deck
10	Yoga and Event Lawn
11	Bocce Court
12	Rim flow pool
13	Lap Pool
14	Spa
15	Water Feature

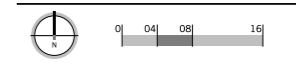
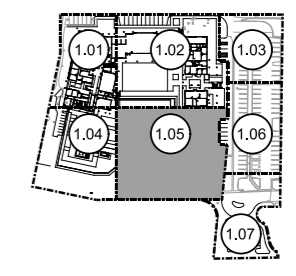
Landscape Square Footage

Description	Value
Planting Areas	57,985 SF
Turf Areas	20,462 SF

Landscape Key

Symbol	Description
	Specimen palm tree
	Shade Canopy Tree
	Specimen Tree

Key Map



ELDORADO COUNTRY CLUB SPA & FITNESS

46014 E ELDORADO DR
INDIAN WELLS, CA 92210

PROJECT NO. 21114

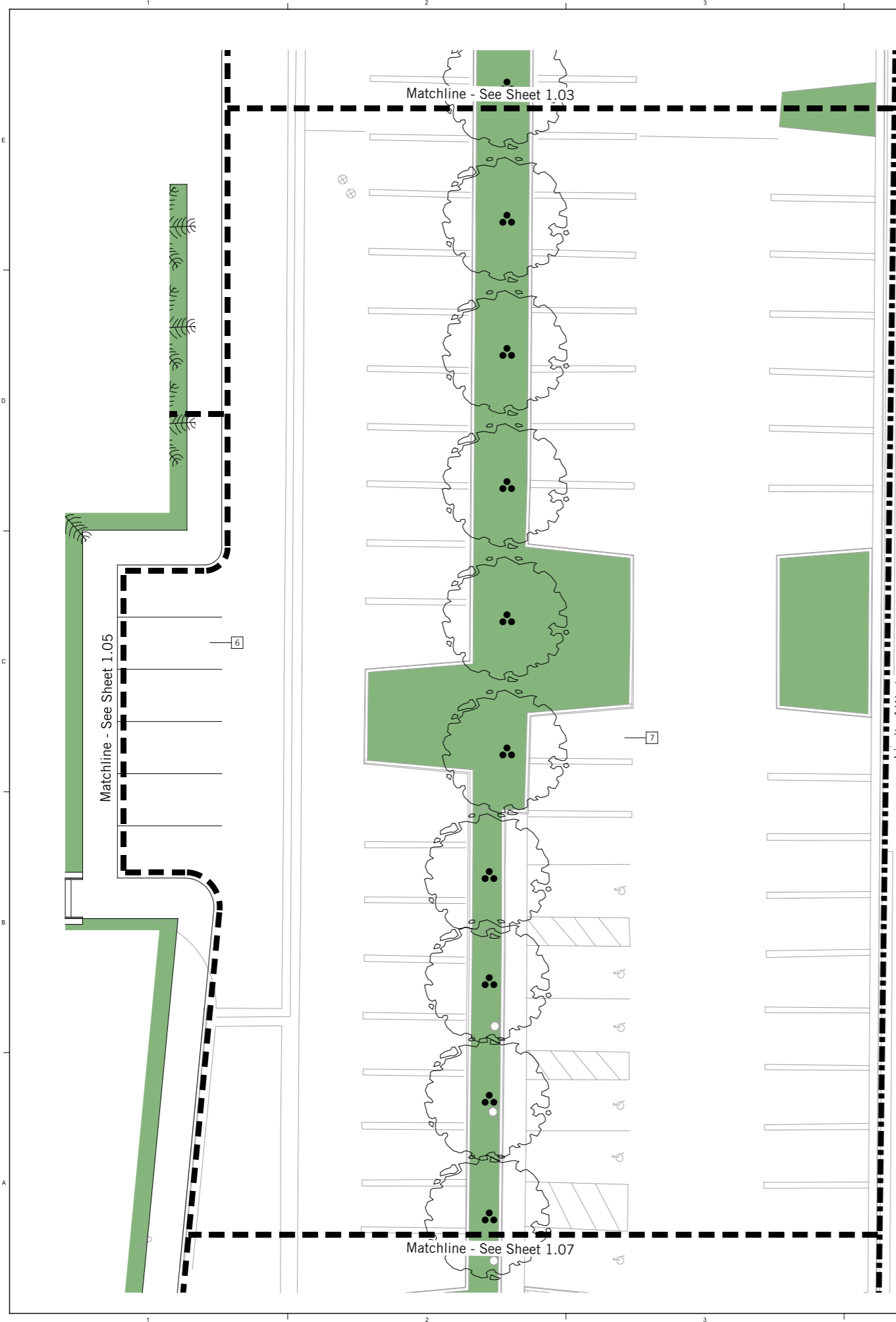
REV	DATE ISSUED	REASON
06.07.22	06.07.22	SCHEMATIC DESIGN
07.28.22	07.28.22	CUP MODIFICATION SUB.
09.21.22	09.21.22	CUP MODIFICATION SUB.

CUP MODIFICATION SUBMITTAL

LANDSCAPE SITE PLAN

Sheet No
LC-105

7/19/2022 2:25:06 PM
ALL IDEAS, DESIGNS AND ARRANGEMENTS INDICATED ON THESE DRAWINGS ARE THE PROPERTY OF THE ARCHITECT AND ARE TO BE USED IN CONNECTION WITH THIS SPECIFIC PROJECT AND SHALL NOT BE USED OTHERWISE WITHOUT THE EXPRESSED CONSENT OF THE ARCHITECT. THERE SHALL BE NO CHANGES OR DEVIATION FROM THE DRAWINGS OR ACCOMPANYING SPECIFICATION WITHOUT THE EXPRESSED CONSENT OF THE ARCHITECT.



Construction Key Notes

Symbol	Description
1	5'-0" non-climbable metal pool fence. Painted, color TBD
2	5'-0" non-climbable metal pool gate. Painted, color TBD
3	Retaining wall with stone cladding Refer to Civil Engineer's documents for wall height
4	5'-0" Freestanding preclston block wall
5	Concrete stairs
6	Proposed parking Refer to Civil Engineer's documents
7	Existing parking to remain
8	Concrete Walkway
9	Concrete pool deck
10	Yoga and Event Lawn
11	Bocce Court
12	Rim flow pool
13	Lap Pool
14	Spa
15	Water Feature

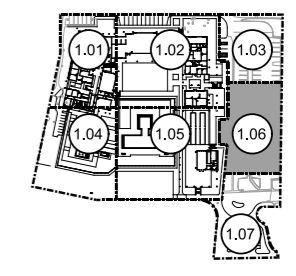
Landscape Square Footage

Description	Area
Planting Areas - 57,985 SF	
Planter with drought tolerant landscape and DG mulch. Irrigation to be drip tubing	
Turf Areas - 20,462 SF	

Landscape Key

Symbol	Description
	Specimen palm tree
	Shade Canopy Tree
	Specimen Tree

Key Map



ELDORADO COUNTRY CLUB SPA & FITNESS

46014 E ELDORADO DR
INDIAN WELLS, CA 92210

PROJECT NO. 21114

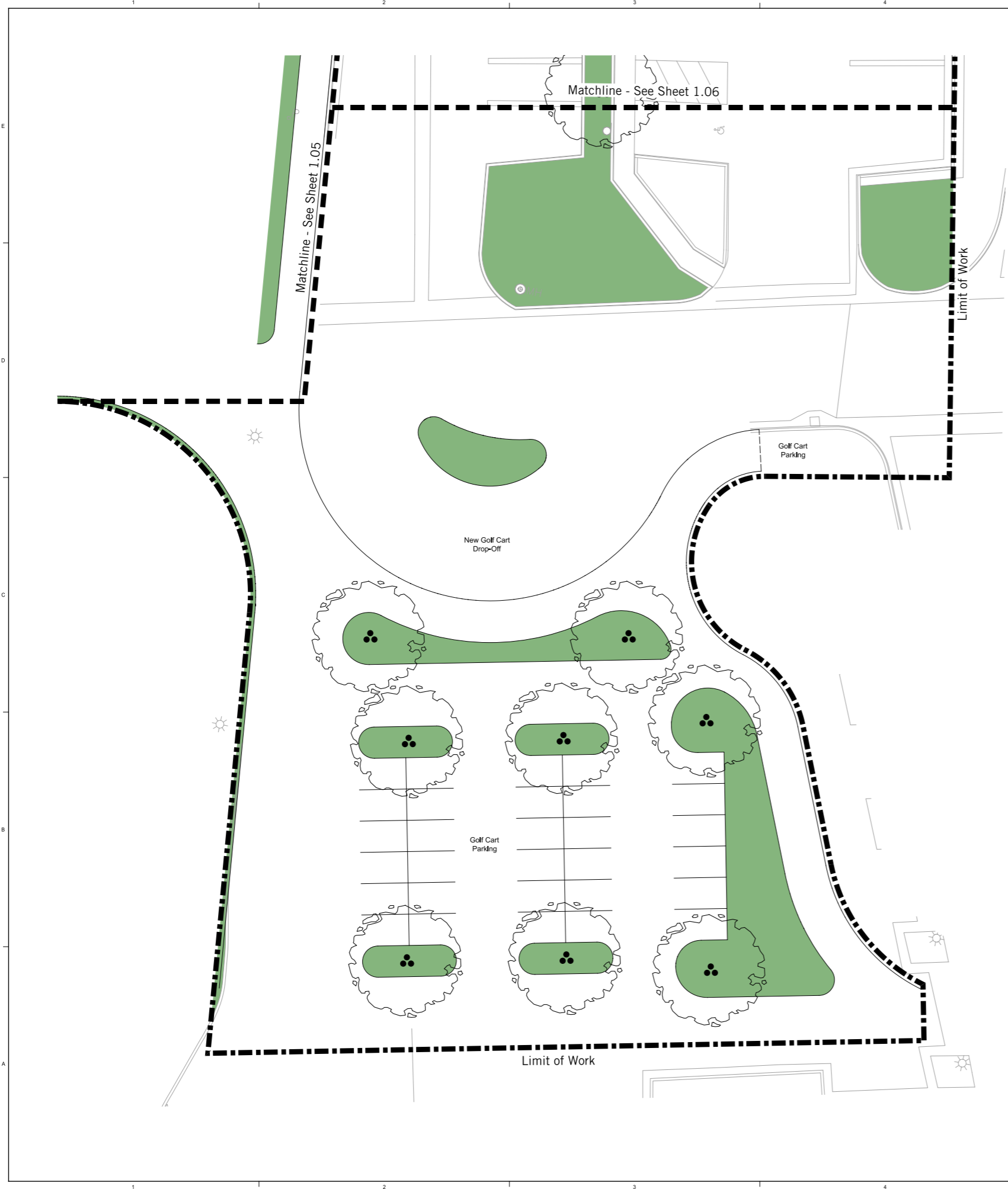
REV	DATE ISSUED	REASON
	06.01.22	SCHEMATIC DESIGN
	07.28.22	CUP MODIFICATION SUB.
	09.21.22	CUP MODIFICATION SUB.

CUP MODIFICATION SUBMITTAL

Sheet Title
LANDSCAPE SITE PLAN

Sheet No.
LC-106

7/13/2022 2:25:06 PM
ALL IDEAS, DESIGNS AND ARRANGEMENTS INDICATED ON THESE DRAWINGS ARE THE PROPERTY OF THE ARCHITECT AND ARE TO BE USED IN CONNECTION WITH THIS SPECIFIC PROJECT AND SHALL NOT BE USED OTHERWISE WITHOUT THE EXPRESSED CONSENT OF THE ARCHITECT. THERE SHALL BE NO CHANGES OR DEVIATION FROM THE DRAWINGS OR ACCOMPANYING SPECIFICATION WITHOUT THE EXPRESSED CONSENT OF THE ARCHITECT.



Construction Key Notes

Symbol	Description
1	5'-0" non-climbable metal pool fence. Painted, color TBD
2	5'-0" non-climbable metal pool gate. Painted, color TBD
3	Retaining wall with stone cladding Refer to Civil Engineer's documents for wall height
4	5'-0" Freestanding preclston block wall
5	Concrete stairs
6	Proposed parking Refer to Civil Engineer's documents
7	Existing parking to remain
8	Concrete Walkway
9	Concrete pool deck
10	Yoga and Event Lawn
11	Bocce Court
12	Rim flow pool
13	Lap Pool
14	Spa
15	Water Feature


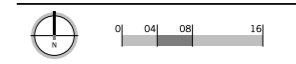
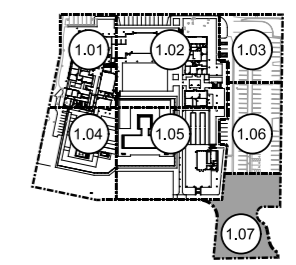
Landscape Square Footage

Description	Area
Planting Areas - 57,985 SF	
Planter with drought tolerant landscape and DG mulch. Irrigation to be drip tubing	
Turf Areas - 20,462 SF	

Landscape Key

Symbol	Description
	Specimen palm tree
	Shade Canopy Tree
	Specimen Tree

Key Map



ELDORADO COUNTRY CLUB SPA & FITNESS

46014 E ELDORADO DR
INDIAN WELLS, CA 92210

PROJECT NO. 21114


REV	DATE ISSUED	REASON
	06.01.22	SCHEMATIC DESIGN
	07.28.22	CUP MODIFICATION SUB.
	09.21.22	CUP MODIFICATION SUB.

CUP MODIFICATION SUBMITTAL

LANDSCAPE SITE PLAN

Sheet No
LC-107

7/13/2022 2:25:06 PM
 ALL IDEAS, DESIGNS AND ARRANGEMENTS INDICATED ON THESE DRAWINGS ARE THE PROPERTY OF THE ARCHITECT AND ARE TO BE USED IN CONNECTION WITH THIS SPECIFIC PROJECT AND SHALL NOT BE USED OTHERWISE WITHOUT THE EXPRESSED CONSENT OF THE ARCHITECT. THERE SHALL BE NO CHANGES OR DEVIATION FROM THE DRAWINGS OR ACCOMPANYING SPECIFICATION WITHOUT THE EXPRESSED CONSENT OF THE ARCHITECT.



**ELDORADO
 COUNTRY CLUB
 SPA & FITNESS**

46014 E ELDORADO DR
 INDIAN WELLS, CA 921210

PROJECT NO. 21114

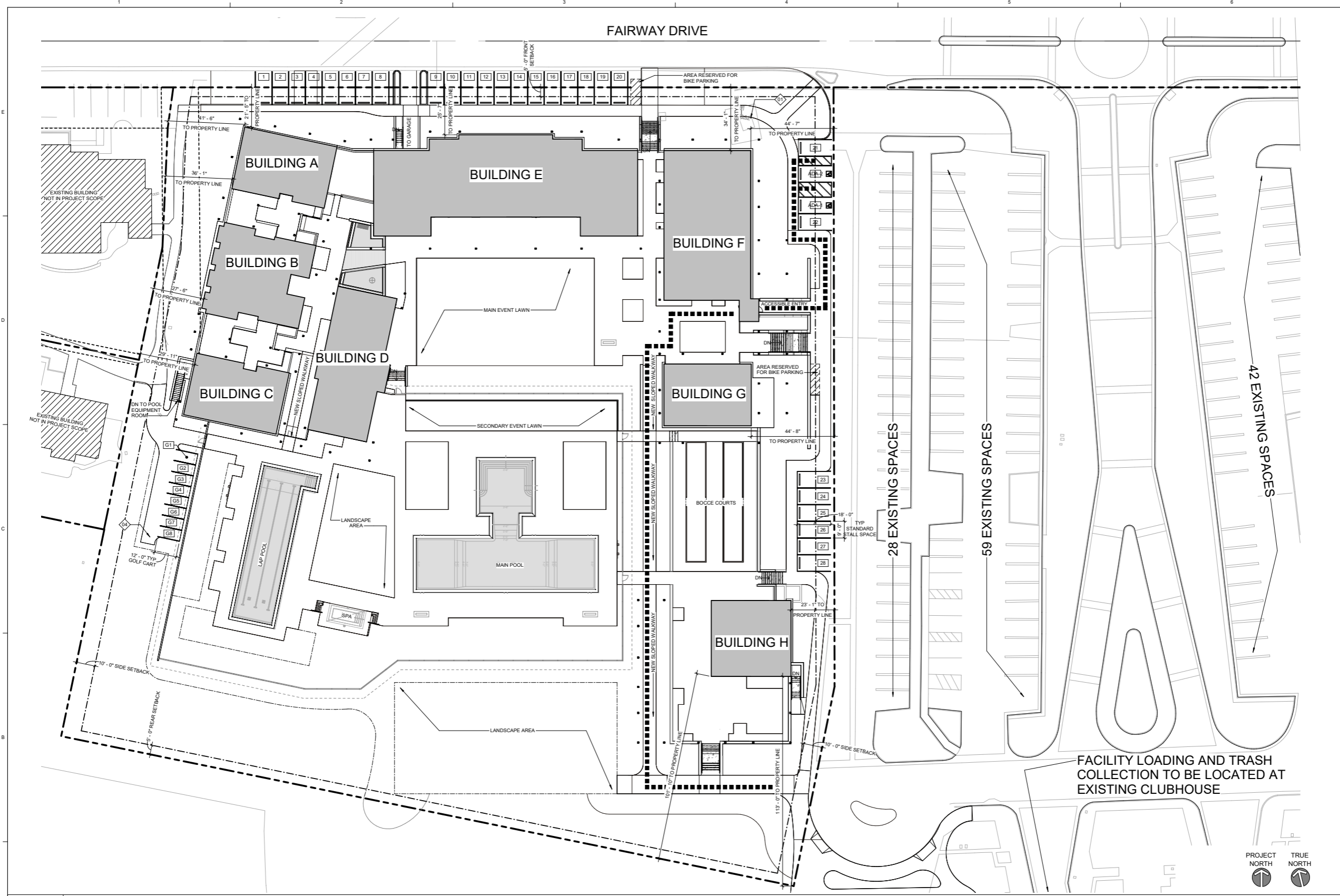
REV	DATE	ISSUED	REASON
	06.01.22		SCHEMATIC DESIGN
	07.28.22		CLIP MODIFICATION SUB.
	09.21.22		CLIP MODIFICATION SUB.

CUP MODIFICATION
 SUBMITTAL

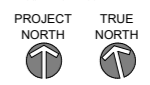
Sheet Title
**PLANTING
 IMAGES**

Sheet No.
LC-108

9/22/2022 12:11:08 PM
 ALL IDEAS, DESIGNS AND ARRANGEMENTS INDICATED ON THESE DRAWINGS ARE THE PROPERTY OF THE ARCHITECT AND ARE TO BE USED IN CONNECTION WITH THIS SPECIFIC PROJECT AND SHALL NOT BE USED OTHERWISE WITHOUT THE EXPRESSED CONSENT OF THE ARCHITECT. THESE SHALL BE NO CHANGES OR DEVIATION FROM THE DRAWINGS OR ACCOMPANYING SPECIFICATION WITHOUT THE EXPRESSED CONSENT OF THE ARCHITECT.



FACILITY LOADING AND TRASH COLLECTION TO BE LOCATED AT EXISTING CLUBHOUSE



A1 SITE PLAN

A1 / A-101.3 1" = 20'-0"


PARKING SCHEDULE			
	EXISTING PARKING	NEW PARKING	TOTAL PARKING
CAR	129	28	157
CART	175	8	183
ADA		2	2
TOTAL	304	38	342
		GRAND TOTAL	342

SHEET KEYNOTES	
NUMBER	SHEET NOTE TEXT
01	EXISTING ELECTRICAL EQUIPMENT
04	NEW GOLF CART PARKING

SITE LEGEND	
	ACCESSIBLE PATH OF TRAVEL
	PROPERTY LINE
	SETBACK LINE
	EASEMENT LINE

GENERAL NOTES

- COMMERCIAL LOADING AND TRASH COLLECTION TO BE LOCATED AT EXISTING CLUBHOUSE
- FACILITY STORAGE TO BE LOCATED INSIDE OF THE BUILDING AS WELL AS THE OUTDOOR MECHANICAL AREA.



ELDORADO COUNTRY CLUB SPA & FITNESS

46014 E ELDORADO DR
 INDIAN WELLS, CA 92210

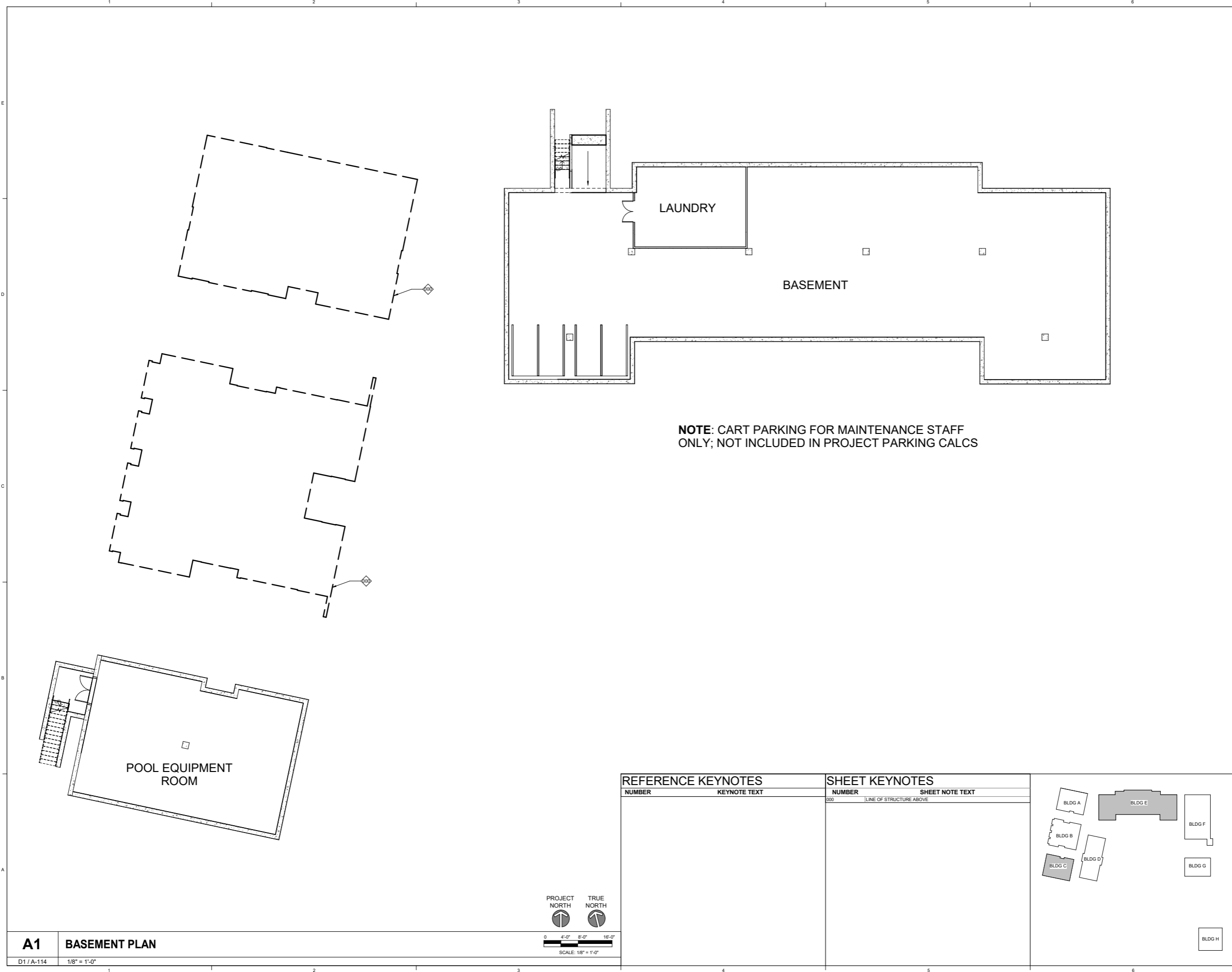
PROJECT NO. 21114

REV	DATE ISSUED	REASON
06	01/22	SCHEMATIC DESIGN
07	28/22	CUP MODIFICATION SUB.
09	21/22	CUP MODIFICATION SUB.

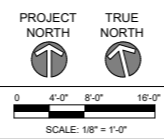
CUP MODIFICATION SUBMITTAL
 Sheet Title
SITE PLAN

Sheet No.
AS100

9/21/2022 2:26:13 PM
 ALL IDEAS, DESIGNS AND ARRANGEMENTS INDICATED ON THESE DRAWINGS ARE THE PROPERTY OF THE ARCHITECT AND ARE TO BE USED IN CONNECTION WITH THIS SPECIFIC PROJECT AND SHALL NOT BE USED OTHERWISE WITHOUT THE EXPRESSED CONSENT OF THE ARCHITECT. THESE SHALL BE NO CHANGES OR DEVIATION FROM THE DRAWINGS OR ACCOMPANYING SPECIFICATION WITHOUT THE EXPRESSED CONSENT OF THE ARCHITECT.


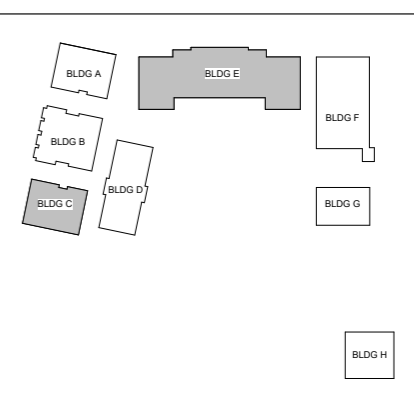


A1 BASEMENT PLAN
 D1 / A-114 1/8" = 1'-0"



REFERENCE KEYNOTES	
NUMBER	KEYNOTE TEXT

SHEET KEYNOTES	
NUMBER	SHEET NOTE TEXT
000	LINE OF STRUCTURE ABOVE



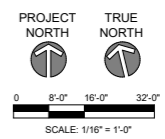
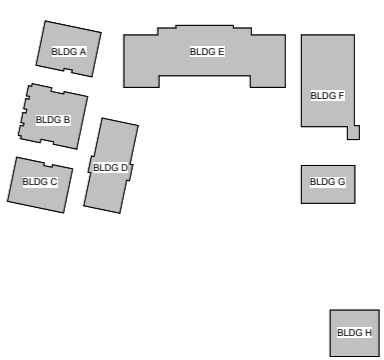
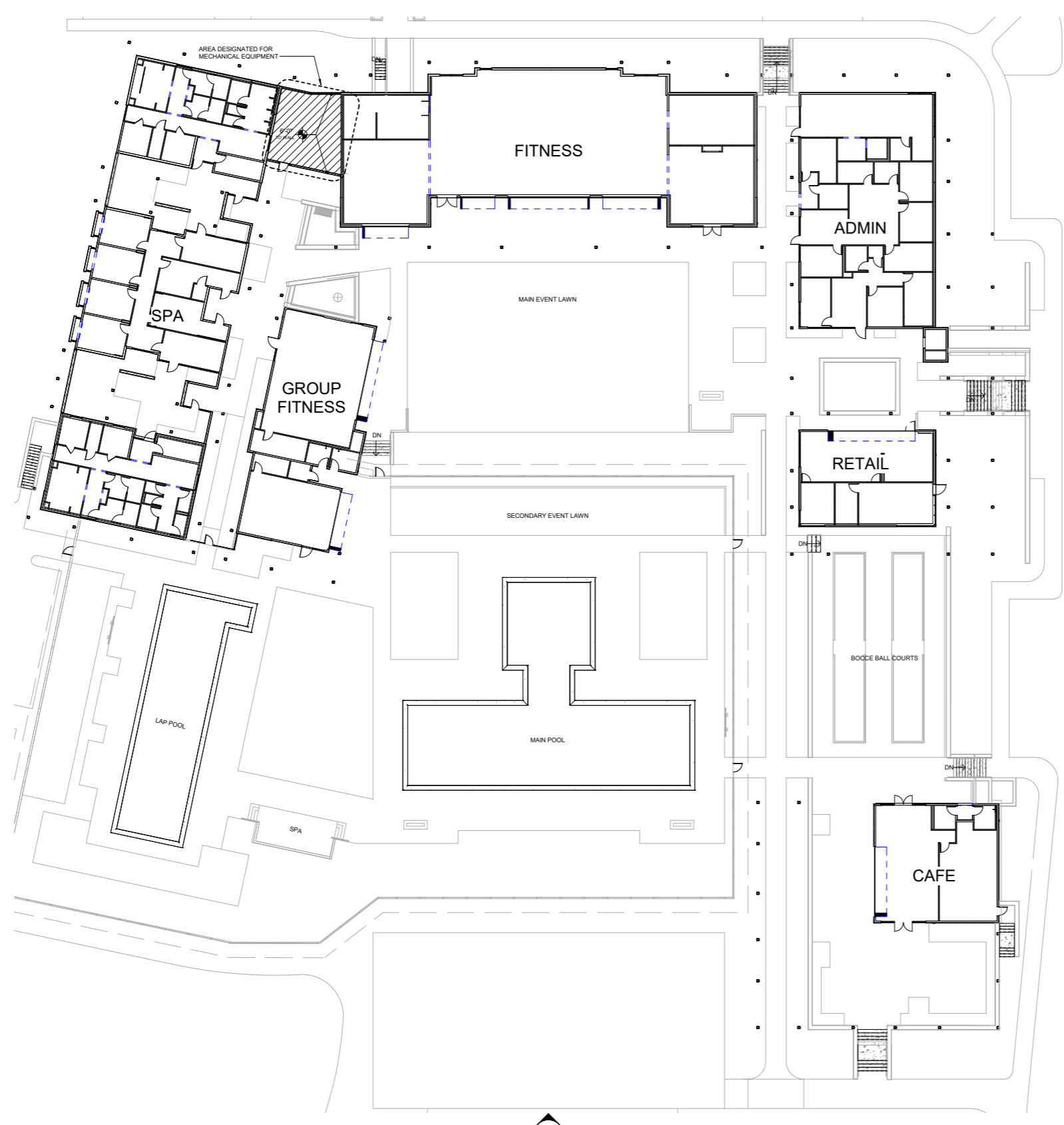
ELDORADO COUNTRY CLUB SPA & FITNESS
 46014 E ELDORADO DR
 INDIAN WELLS, CA 92210

PROJECT NO. 21114

REV	DATE ISSUED	REASON
	06.01.22	SCHEMATIC DESIGN
	07.28.22	CUP MODIFICATION SUB.
	09.21.22	CUP MODIFICATION SUB.

CUP MODIFICATION SUBMITTAL
 Sheet Title
BASEMENT PLAN - BLDG E
 Sheet No.
A-101.4

9/22/2022 12:31:13 PM
 ALL IDEAS, DESIGNS AND ARRANGEMENTS INDICATED ON THESE DRAWINGS ARE THE PROPERTY OF THE ARCHITECT AND ARE TO BE USED IN CONNECTION WITH THIS SPECIFIC PROJECT AND SHALL NOT BE USED OTHERWISE WITHOUT THE EXPRESSED CONSENT OF THE ARCHITECT. THESE SHALL BE NO CHANGES OR DEVIATION FROM THE DRAWINGS OR ACCOMPANYING SPECIFICATION WITHOUT THE EXPRESSED CONSENT OF THE ARCHITECT.



A1 OVERALL FLOOR PLAN

A1 / A-101.3 1/16" = 1'-0"



**ELDORADO
 COUNTRY CLUB
 SPA & FITNESS**

46014 E ELDORADO DR
 INDIAN WELLS, CA 92210

PROJECT NO. 21114

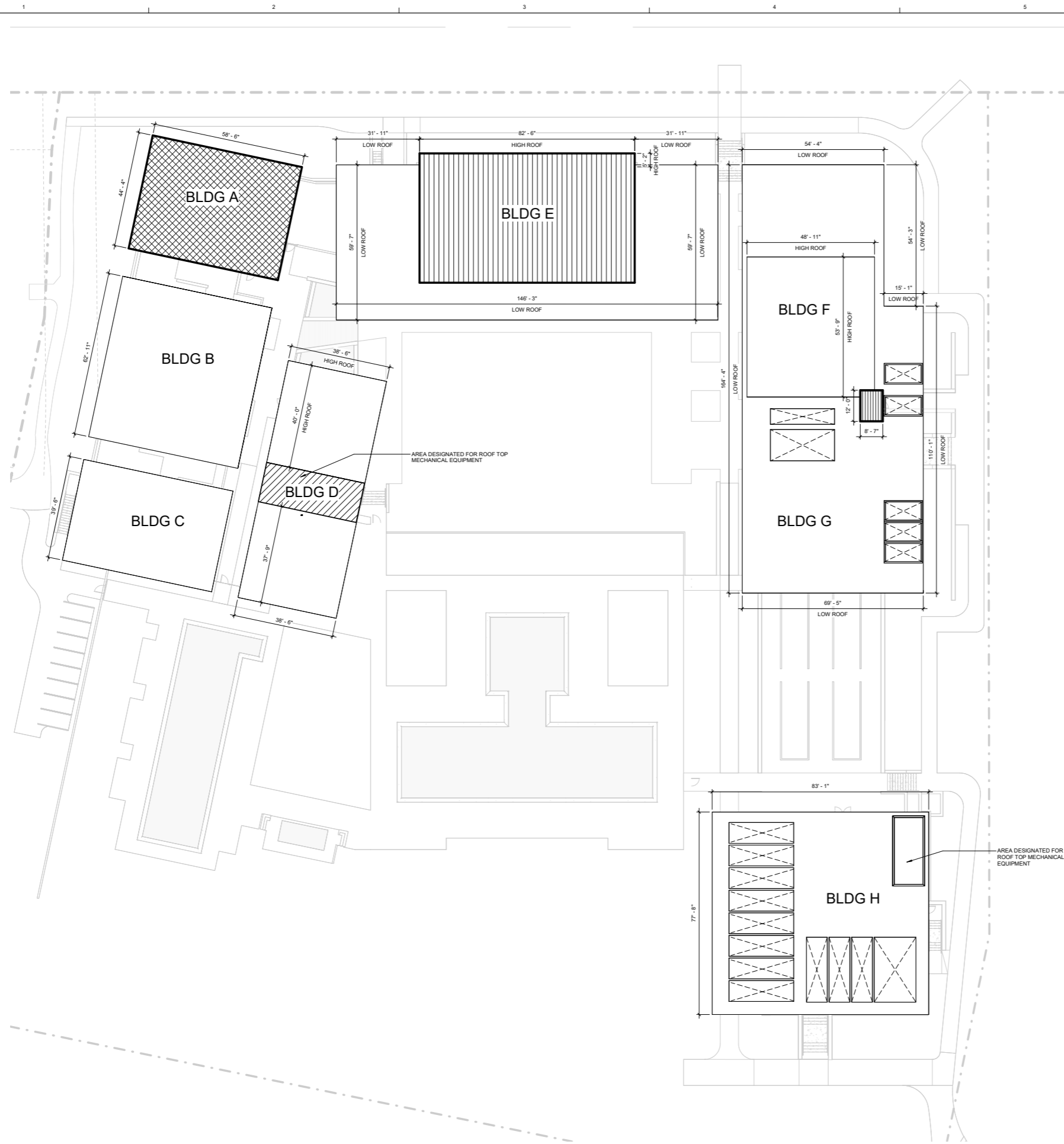
REV	DATE	ISSUED	REASON
	06.01.22		SCHEMATIC DESIGN
	07.28.22		CUP MODIFICATION SUB.
	09.21.22		CUP MODIFICATION SUB.

CUP MODIFICATION SUBMITTAL

Sheet Title
**OVERALL
 FLOOR PLAN**

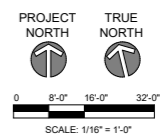
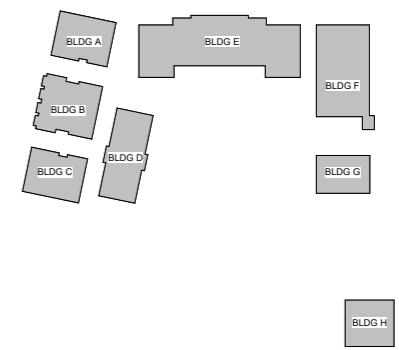
Sheet No.
A-101.5

9/21/2022 2:26:16 PM
ALL IDEAS, DESIGNS AND ARRANGEMENTS INDICATED ON THESE DRAWINGS ARE THE PROPERTY OF THE ARCHITECT AND ARE TO BE USED IN CONNECTION WITH THIS SPECIFIC PROJECT AND SHALL NOT BE USED OTHERWISE WITHOUT THE EXPRESSED CONSENT OF THE ARCHITECT. THESE SHALL BE NO CHANGES OR DEVIATION FROM THE DRAWINGS OR ACCOMPANYING SPECIFICATION WITHOUT THE EXPRESSED CONSENT OF THE ARCHITECT.



ROOF HEIGHT LEGEND

ROOF	ROOF HT.	AREA (SF)	% OF ROOF AREA
	17'-0"	4,191 SF	11.8%
	16'-6"	2,480 SF	7.0%
	15'-4"	555 SF	0.2%
TOTAL ROOF AREA ABOVE 15'-0"		7,236 SF	20.4%
	VARIES	28,102 SF	79.6%
TOTAL ROOF AREA BELOW 15'-0"		28,102 SF	79.6%
GRAND TOTAL ROOF AREA		35,338 SF	100%



ELDORADO COUNTRY CLUB SPA & FITNESS

46014 E ELDORADO DR
INDIAN WELLS, CA 92210

PROJECT NO. 21114

REV	DATE ISSUED	REASON
	06.01.22	SCHEMATIC DESIGN
	07.28.22	CUP MODIFICATION SUB.
	09.21.22	CUP MODIFICATION SUB.

CUP MODIFICATION SUBMITTAL
Sheet Title
ROOF HEIGHT EXHIBIT

Sheet No.
A-101.6

A1 ROOF HEIGHT EXHIBIT

A1 / A-101.3 1/16" = 1'-0"

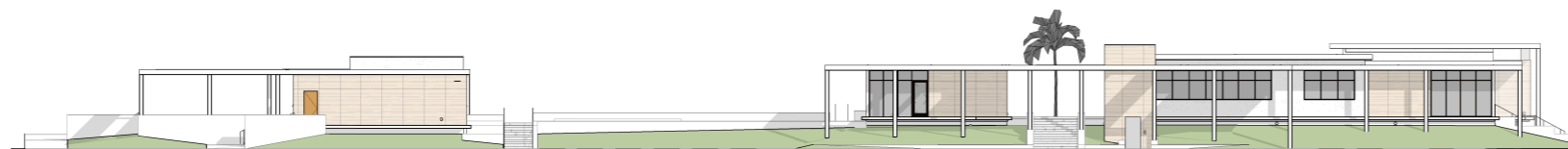
9/21/2022 2:26:21 PM
 ALL IDEAS, DESIGNS AND ARRANGEMENTS INDICATED ON THESE DRAWINGS ARE THE PROPERTY OF THE ARCHITECT AND ARE TO BE USED IN CONNECTION WITH THIS SPECIFIC PROJECT AND SHALL NOT BE USED OTHERWISE WITHOUT THE EXPRESSED CONSENT OF THE ARCHITECT. THESE SHALL BE NO CHANGES OR DEVIATION FROM THE DRAWINGS OR ACCOMPANYING SPECIFICATION WITHOUT THE EXPRESSED CONSENT OF THE ARCHITECT.



- ROOF 15'-0" (181')
- == MAIN LEVEL 0'-0" (166')
- CAFE LEVEL -2'-0" (164')
- BASEMENT -11'-0" (155')

D1 NORTH ELEVATION OVERALL

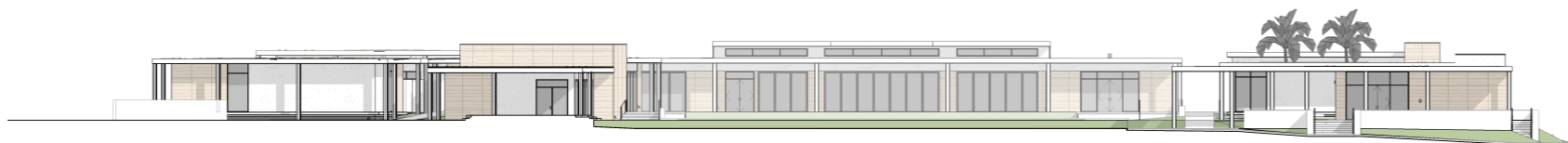
A1 / A-101.5 1/16" = 1'-0"



- ROOF 15'-0" (181')
- == MAIN LEVEL 0'-0" (166')
- CAFE LEVEL -2'-0" (164')
- BASEMENT -11'-0" (155')

C1 EAST ELEVATION OVERALL

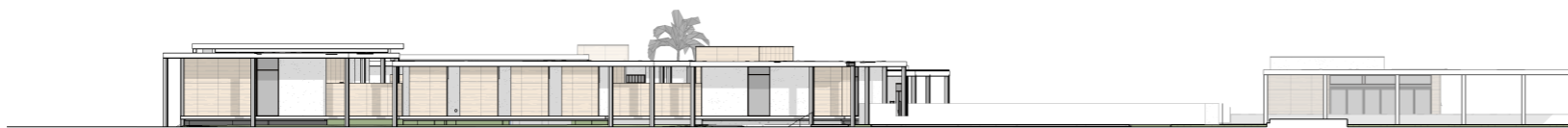
A1 / A-101.5 1/16" = 1'-0"



- ROOF 15'-0" (181')
- == MAIN LEVEL 0'-0" (166')
- CAFE LEVEL -2'-0" (164')

B1 SOUTH ELEVATION OVERALL

A1 / A-101.5 1/16" = 1'-0"




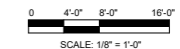
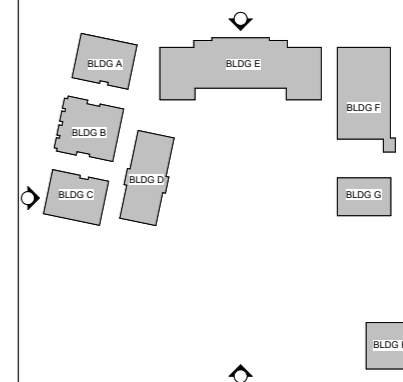
- ROOF 15'-0" (181')
- == MAIN LEVEL 0'-0" (166')
- CAFE LEVEL -2'-0" (164')

A1 WEST ELEVATION OVERALL

A1 / A-101.5 1/16" = 1'-0"

ELEVATION LEGEND - CUP

HATCH	MATERIAL
	WHITE PLASTER
	WHITE PAINTED METAL
	WHITE CONCRETE
	BEIGE STONE
	DARK BRONZE WINDOW FRAME
	GLASS
	LANDSCAPING



ELDORADO COUNTRY CLUB SPA & FITNESS

46014 E ELDORADO DR
 INDIAN WELLS, CA 92210

PROJECT NO. 21114

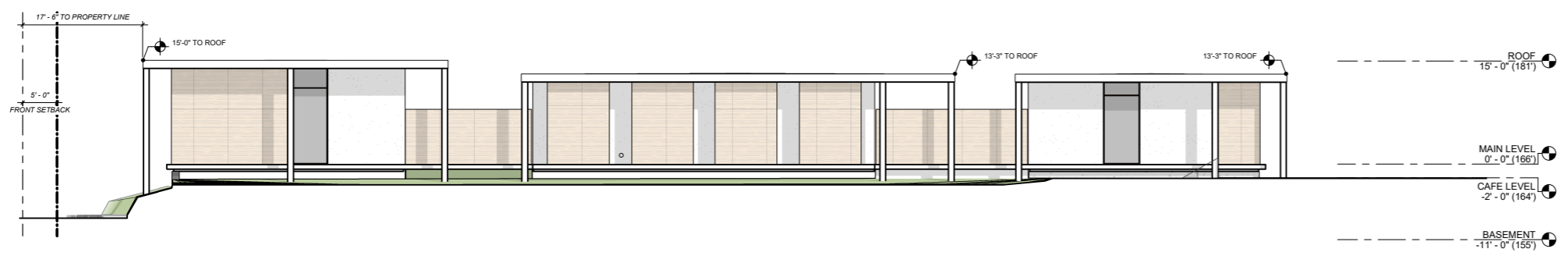
REV	DATE	ISSUED	REASON
	06.01.22		SCHEMATIC DESIGN
	07.28.22		CUP MODIFICATION SUB.
	09.21.22		CUP MODIFICATION SUB.

CUP MODIFICATION SUBMITTAL

Sheet Title
EXTERIOR ELEVATIONS - OVERALL

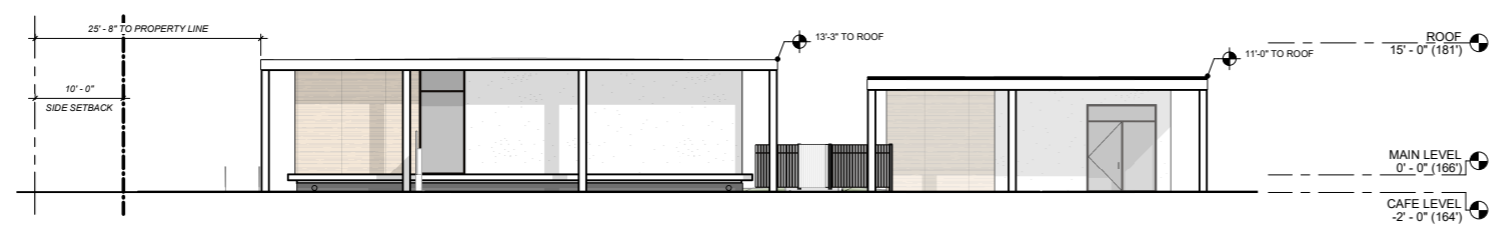
Sheet No.
A-200

9/21/2022 2:26:23 PM
ALL IDEAS, DESIGNS AND ARRANGEMENTS INDICATED ON THESE DRAWINGS ARE THE PROPERTY OF THE ARCHITECT AND ARE TO BE USED IN CONNECTION WITH THIS SPECIFIC PROJECT AND SHALL NOT BE USED OTHERWISE WITHOUT THE EXPRESSED CONSENT OF THE ARCHITECT. THESE SHALL BE NO CHANGES OR DEVIATION FROM THE DRAWINGS OR ACCOMPANYING SPECIFICATION WITHOUT THE EXPRESSED CONSENT OF THE ARCHITECT.



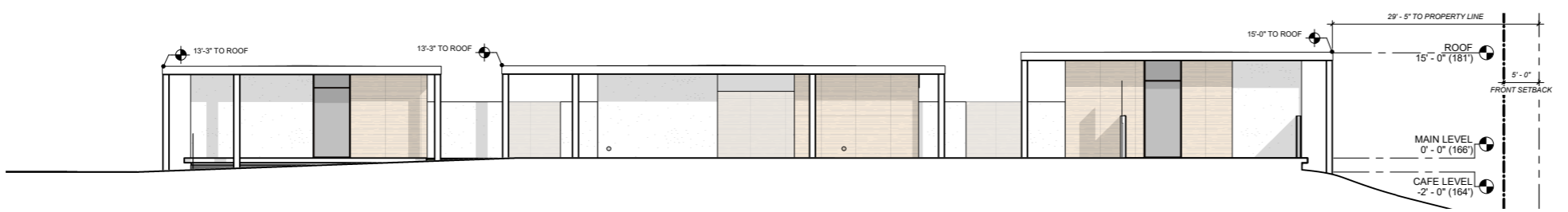
D1 BLDG A, B, & C - WEST ELEVATION

A1 / A-101.5 1/8" = 1'-0"



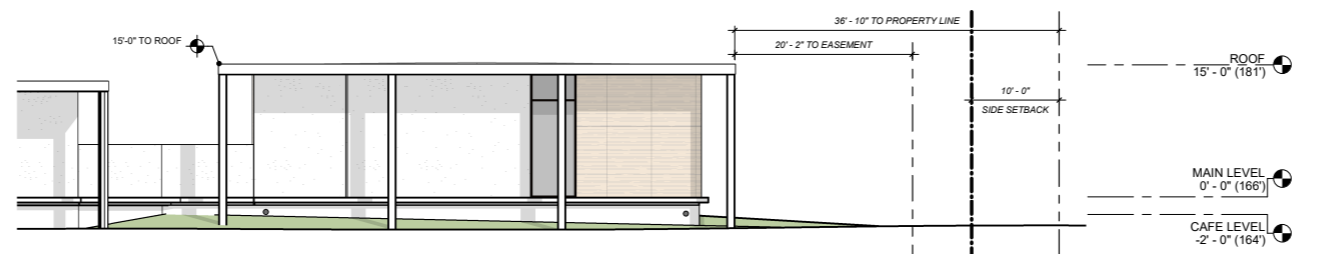
C1 BLDG C & D - SOUTH ELEVATION

A1 / A-101.5 1/8" = 1'-0"



B1 BLDG A, B, & C - EAST ELEVATION

A1 / A-101.5 1/8" = 1'-0"


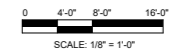
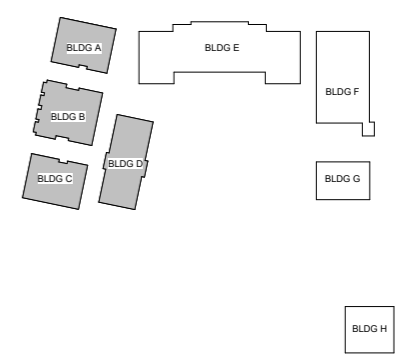


A1 BLDG A - NORTH ELEVATION

A1 / A-101.5 1/8" = 1'-0"

ELEVATION LEGEND - CUP

HATCH	MATERIAL
	WHITE PLASTER
	WHITE PAINTED METAL
	WHITE CONCRETE
	BEIGE STONE
	DARK BRONZE WINDOW FRAME
	GLASS
	LANDSCAPING



ELDORADO COUNTRY CLUB SPA & FITNESS

46014 E ELDORADO DR
INDIAN WELLS, CA 92210

PROJECT NO. 21114

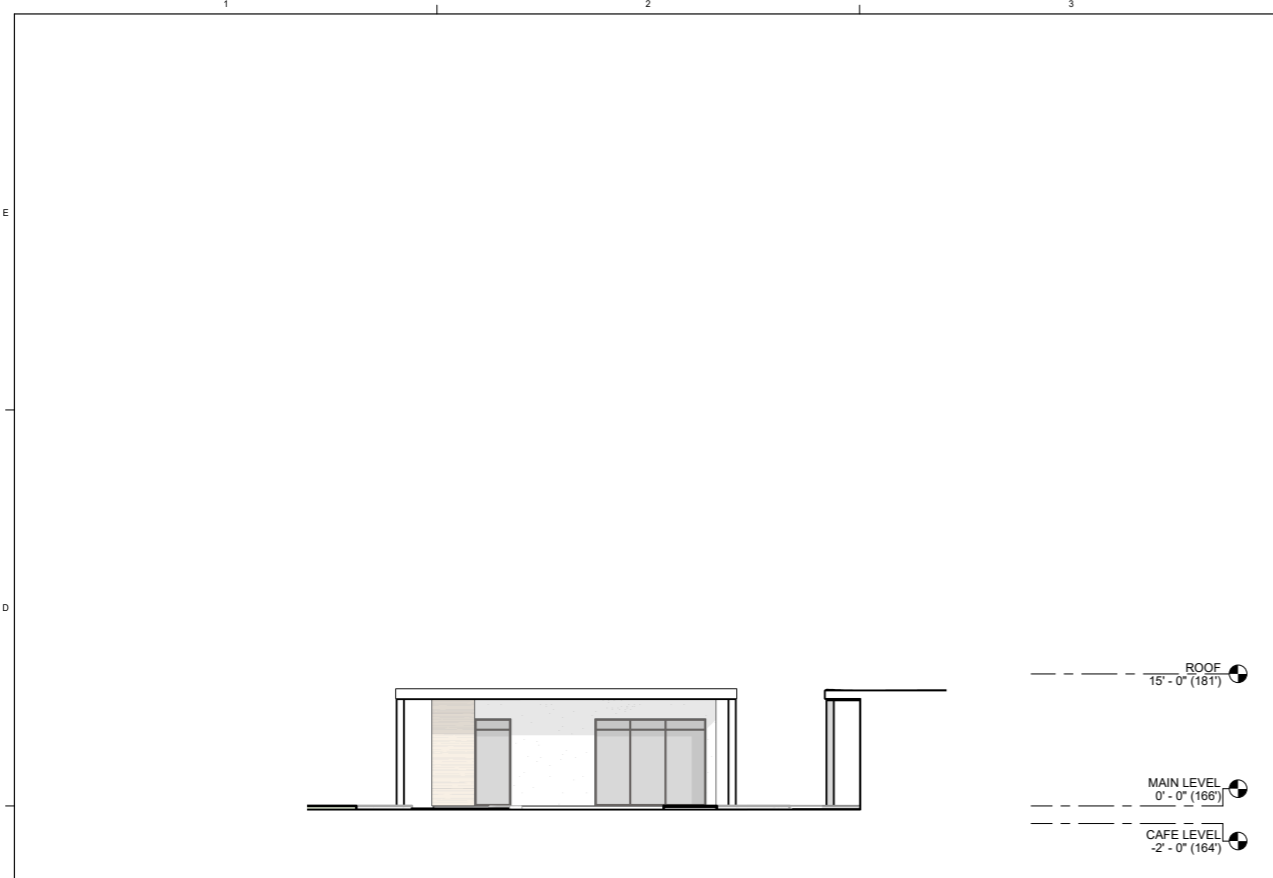
REV	DATE ISSUED	REASON
06.01.22	06.01.22	SCHEMATIC DESIGN
07.28.22	07.28.22	CUP MODIFICATION SUB.
09.21.22	09.21.22	CUP MODIFICATION SUB.

CUP MODIFICATION SUBMITTAL

Sheet Title
EXTERIOR ELEVATIONS

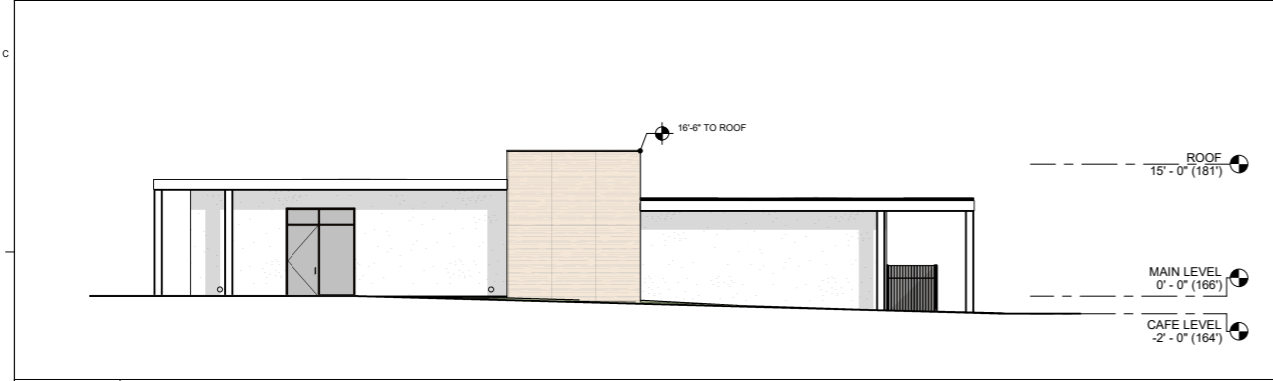
Sheet No.
A-201

9/21/2022 2:26:28 PM
ALL IDEAS, DESIGNS AND ARRANGEMENTS INDICATED ON THESE DRAWINGS ARE THE PROPERTY OF THE ARCHITECT AND ARE TO BE USED IN CONNECTION WITH THIS SPECIFIC PROJECT AND SHALL NOT BE USED OTHERWISE WITHOUT THE EXPRESSED CONSENT OF THE ARCHITECT. THESE SHALL BE NO CHANGES OR DEVIATION FROM THE DRAWINGS OR ACCOMPANYING SPECIFICATION WITHOUT THE EXPRESSED CONSENT OF THE ARCHITECT.



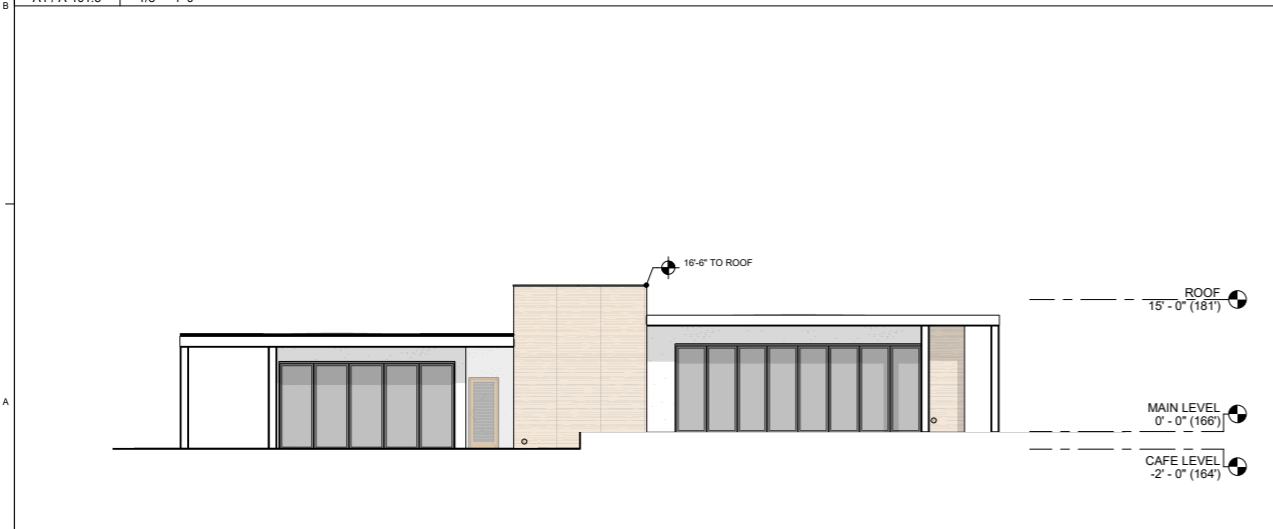
C1 BLDG D - NORTH ELEVATION

A1 / A-101.5 1/8" = 1'-0"



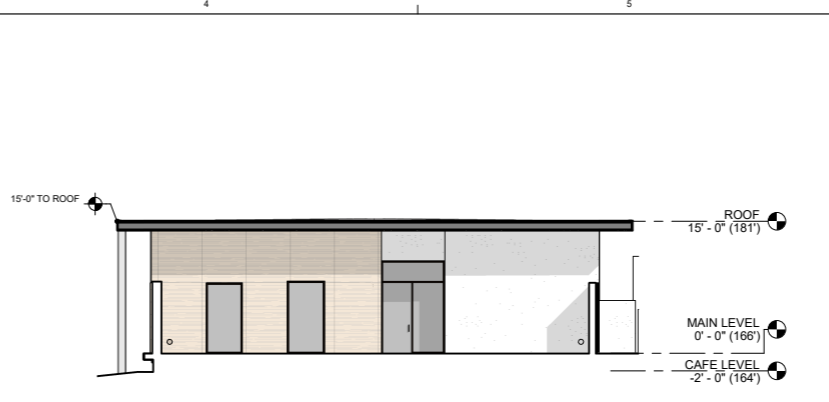
B1 BLDG D - WEST ELEVATION

A1 / A-101.5 1/8" = 1'-0"



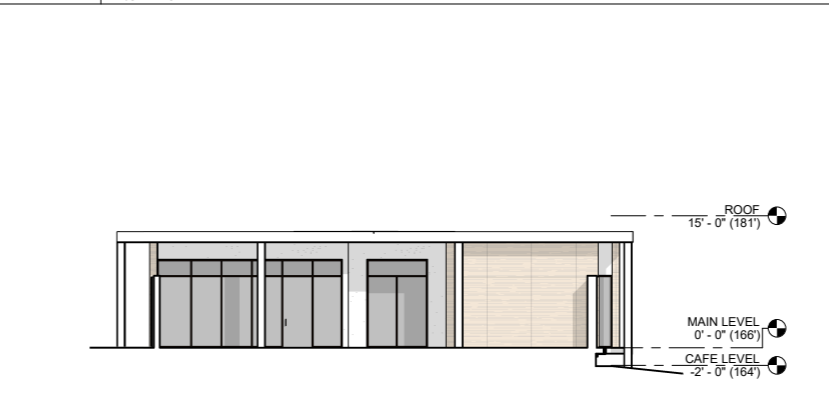
A1 BLDG D - EAST ELEVATION

A1 / A-101.5 1/8" = 1'-0"



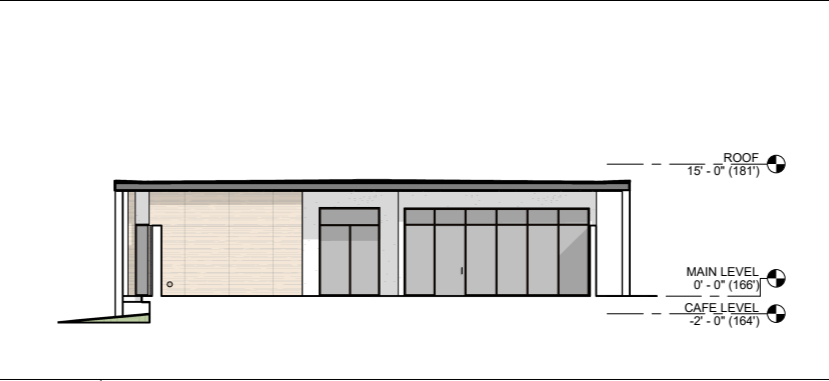
D3 BLDG A - SOUTH ELEVATION

1/8" = 1'-0"



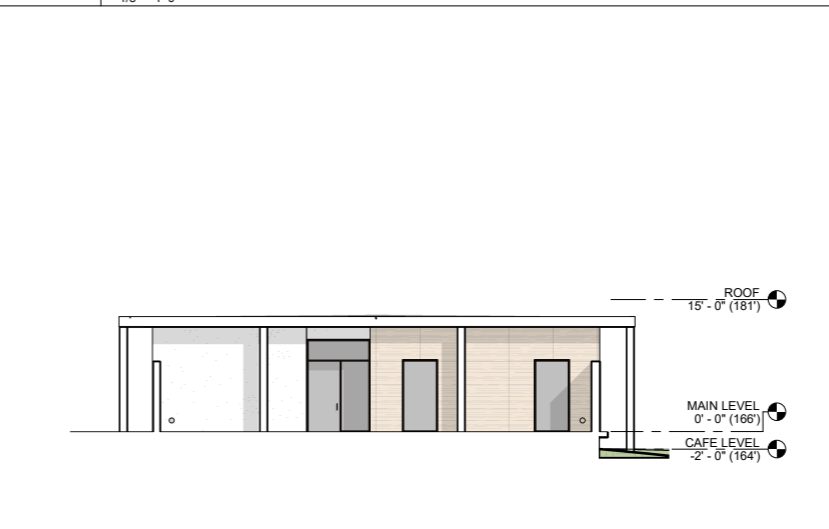
C3 BLDG B - NORTH ELEVATION

1/8" = 1'-0"



B3 BLDG B - SOUTH ELEVATION

1/8" = 1'-0"

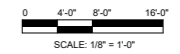
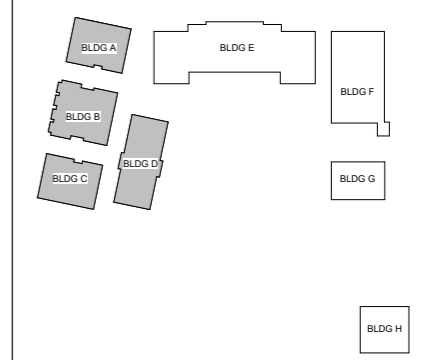


A3 BLDG C - NORTH ELEVATION

1/8" = 1'-0"

ELEVATION LEGEND - CUP

HATCH	MATERIAL
	WHITE PLASTER
	WHITE PAINTED METAL
	WHITE CONCRETE
	BEIGE STONE
	DARK BRONZE WINDOW FRAME
	GLASS
	LANDSCAPING



ELDORADO COUNTRY CLUB SPA & FITNESS

46014 E ELDORADO DR
INDIAN WELLS, CA 92210

PROJECT NO. 21114

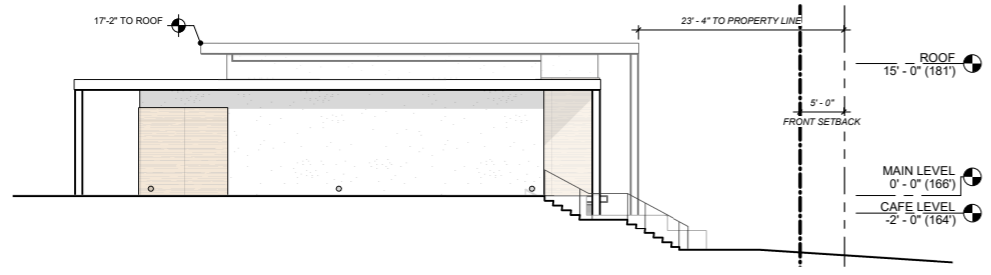
REV	DATE ISSUED	REASON
06	07/22	SCHEMATIC DESIGN
07	28/22	CUP MODIFICATION SUB.
09	21/22	CUP MODIFICATION SUB.

CUP MODIFICATION SUBMITTAL

EXTERIOR ELEVATIONS

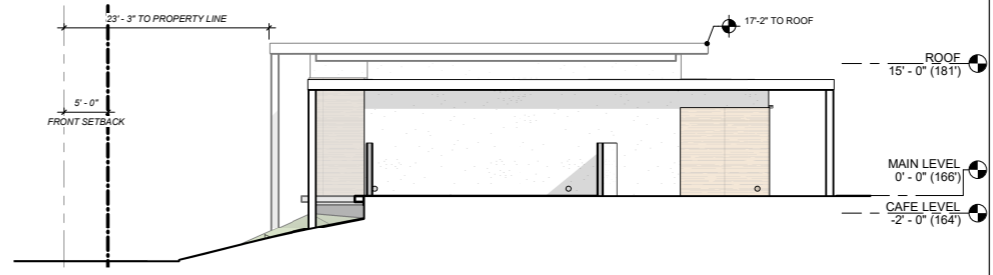
Sheet No. **A-202**

9/21/2022 2:28:28 PM
ALL IDEAS, DESIGNS AND ARRANGEMENTS INDICATED ON THESE DRAWINGS ARE THE PROPERTY OF THE ARCHITECT AND ARE TO BE USED IN CONNECTION WITH THIS SPECIFIC PROJECT AND SHALL NOT BE USED OTHERWISE WITHOUT THE EXPRESSED CONSENT OF THE ARCHITECT. THESE SHALL BE NO CHANGES OR DEVIATION FROM THE DRAWINGS OR ACCOMPANYING SPECIFICATION WITHOUT THE EXPRESSED CONSENT OF THE ARCHITECT.



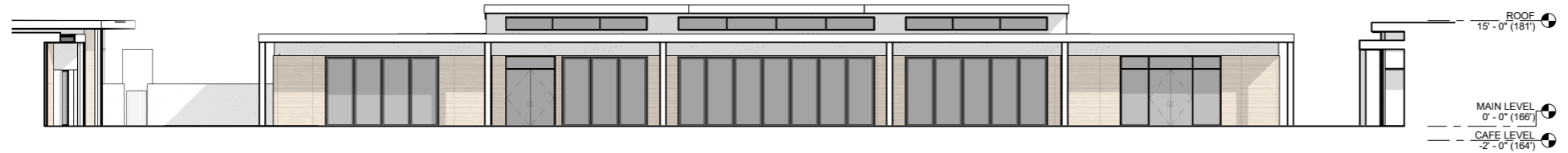
D1 BLDG E - EAST ELEVATION

1/8" = 1'-0"



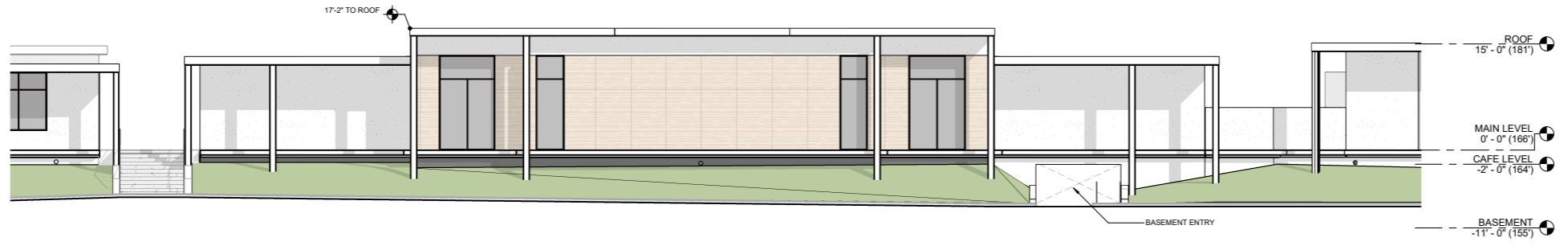
D3 BLDG E - WEST ELEVATION

1/8" = 1'-0"



C1 BLDG E - SOUTH ELEVATION

1/8" = 1'-0"


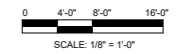
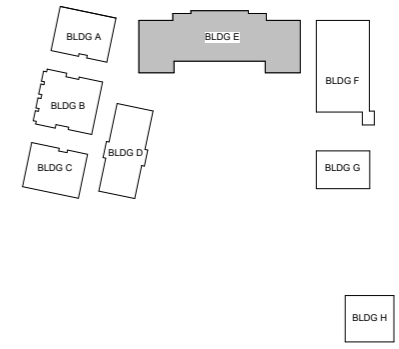


A1 BLDG E - NORTH ELEVATION

1/8" = 1'-0"

ELEVATION LEGEND - CUP

HATCH	MATERIAL
	WHITE PLASTER
	WHITE PAINTED METAL
	WHITE CONCRETE
	BEIGE STONE
	DARK BRONZE WINDOW FRAME
	GLASS
	LANDSCAPING



ELDORADO COUNTRY CLUB SPA & FITNESS

46014 E ELDORADO DR
INDIAN WELLS, CA 92210

PROJECT NO. 21114

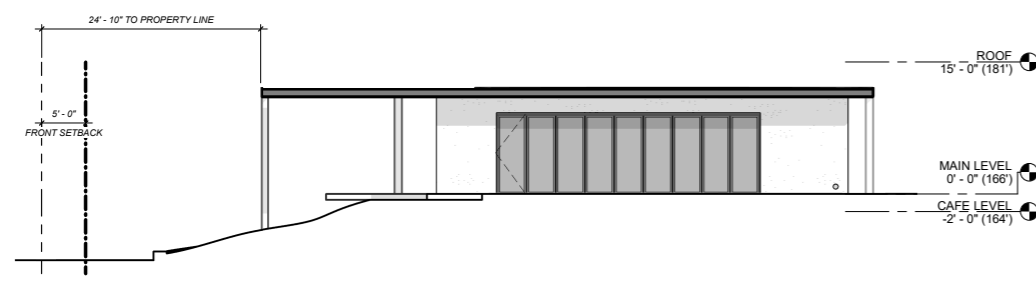
REV	DATE ISSUED	REASON
06	07.22	SCHEMATIC DESIGN
07	28.22	CUP MODIFICATION SUB.
09	21.22	CUP MODIFICATION SUB.

CUP MODIFICATION SUBMITTAL

EXTERIOR ELEVATIONS

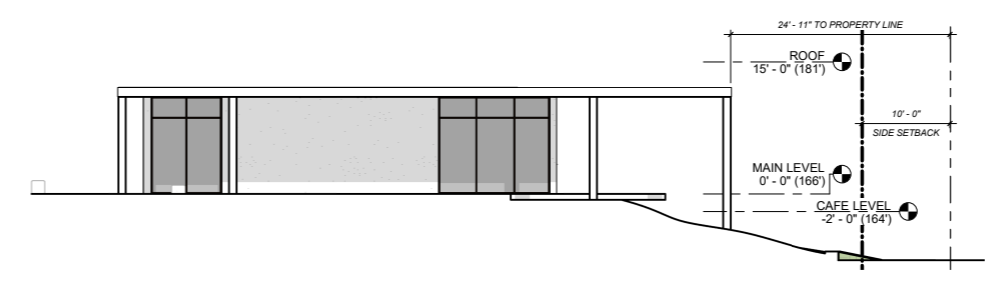
Sheet No. **A-203**

9/21/2022 2:26:31 PM
ALL IDEAS, DESIGNS AND ARRANGEMENTS INDICATED ON THESE DRAWINGS ARE THE PROPERTY OF THE ARCHITECT AND ARE TO BE USED IN CONNECTION WITH THIS SPECIFIC PROJECT AND SHALL NOT BE USED OTHERWISE WITHOUT THE EXPRESSED CONSENT OF THE ARCHITECT. THESE SHALL BE NO CHANGES OR DEVIATION FROM THE DRAWINGS OR ACCOMPANYING SPECIFICATION WITHOUT THE EXPRESSED CONSENT OF THE ARCHITECT.



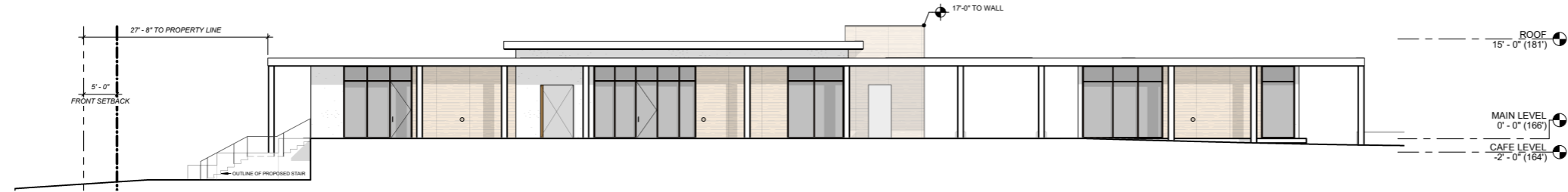
E1 BLDG G - NORTH ELEVATION

1/8" = 1'-0"



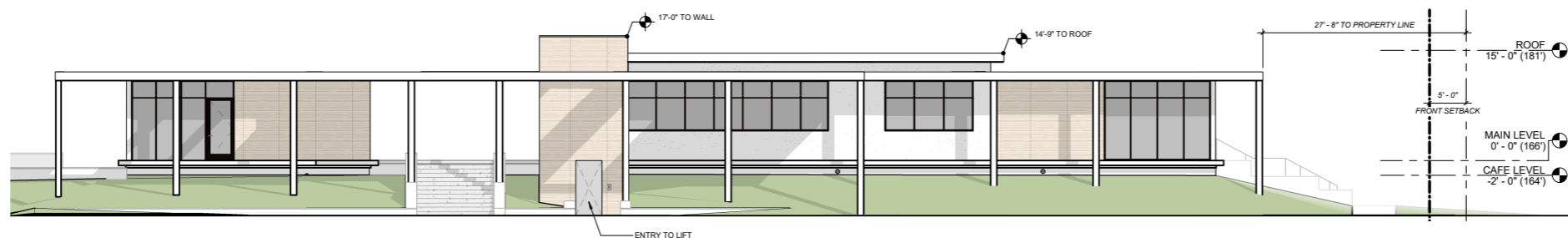
E3 BLDG G - SOUTH ELEVATION

1/8" = 1'-0"



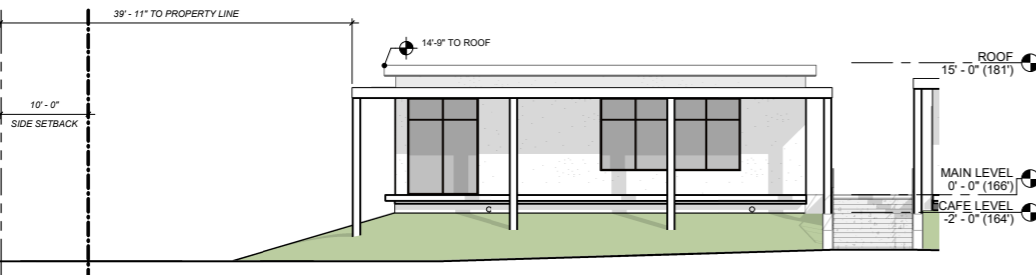
D1 BLDG F & G - WEST ELEVATION

1/8" = 1'-0"



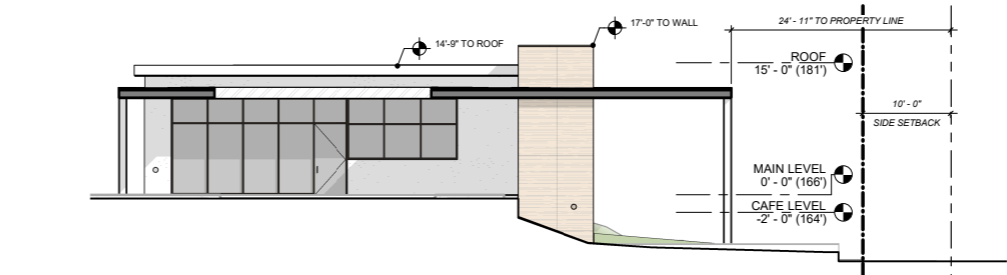
B1 BLDG F & G - EAST ELEVATION

1/8" = 1'-0"



A1 BLDG F - NORTH ELEVATION

1/8" = 1'-0"

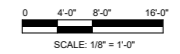
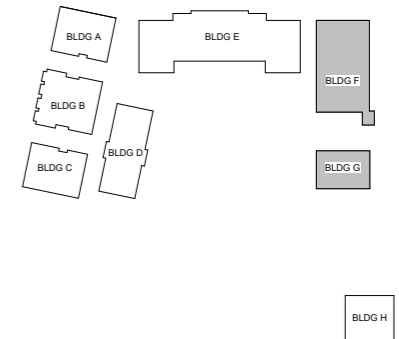


A3 BLDG F - SOUTH ELEVATION

1/8" = 1'-0"

ELEVATION LEGEND - CUP

HATCH	MATERIAL
	WHITE PLASTER
	WHITE PAINTED METAL
	WHITE CONCRETE
	BEIGE STONE
	DARK BRONZE WINDOW FRAME
	GLASS
	LANDSCAPING



ELDORADO COUNTRY CLUB SPA & FITNESS

46014 E ELDORADO DR
INDIAN WELLS, CA 92210



PROJECT NO. 21114

REV	DATE ISSUED	REASON
06	01/22	SCHEMATIC DESIGN
07	28/22	CUP MODIFICATION SUB.
09	21/22	CUP MODIFICATION SUB.

CUP MODIFICATION SUBMITTAL
Sheet Title
EXTERIOR ELEVATIONS

Sheet No.
A-204

9/21/2022 2:26:34 PM
ALL IDEAS, DESIGNS AND ARRANGEMENTS INDICATED ON THESE DRAWINGS ARE THE PROPERTY OF THE ARCHITECT AND ARE TO BE USED IN CONNECTION WITH THIS SPECIFIC PROJECT AND SHALL NOT BE USED OTHERWISE WITHOUT THE EXPRESSED CONSENT OF THE ARCHITECT. THESE SHALL BE NO CHANGES OR DEVIATION FROM THE DRAWINGS OR ACCOMPANYING SPECIFICATION WITHOUT THE EXPRESSED CONSENT OF THE ARCHITECT.



ELDORADO COUNTRY CLUB SPA & FITNESS

46014 E ELDORADO DR
INDIAN WELLS, CA 92210

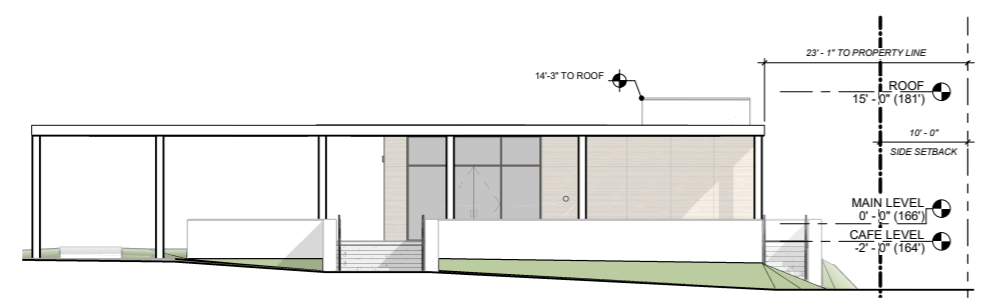
PROJECT NO. 21114

REV	DATE ISSUED	REASON
06	07/22	SCHEMATIC DESIGN
07	28/22	CUP MODIFICATION SUB.
09	21/22	CUP MODIFICATION SUB.

CUP MODIFICATION SUBMITTAL
Sheet Title

EXTERIOR ELEVATIONS

Sheet No.
A-205



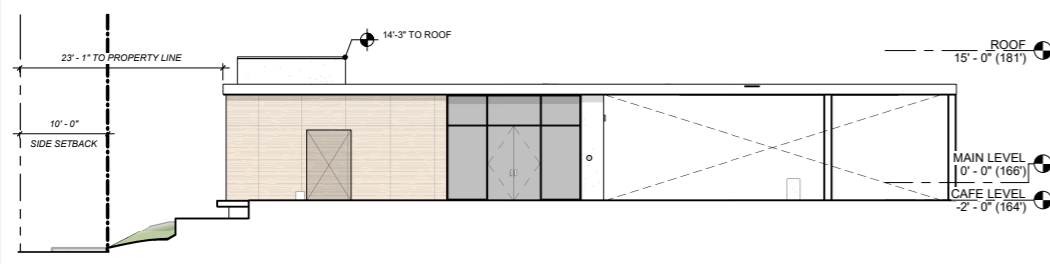
B1 BLDG H - SOUTH ELEVATION

1/8" = 1'-0"



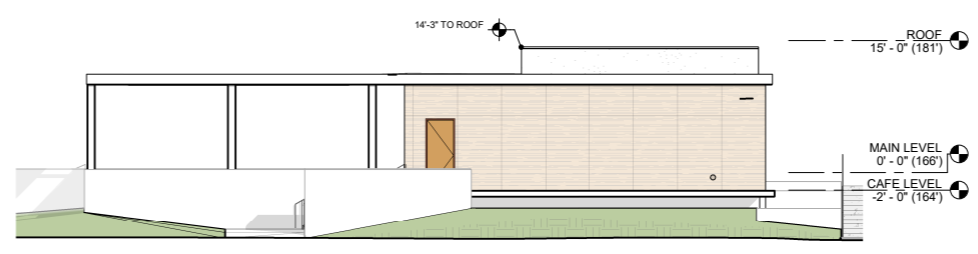
B4 BLDG H - WEST ELEVATION

1/8" = 1'-0"



A1 BLDG H - NORTH ELEVATION

1/8" = 1'-0"

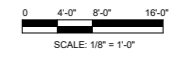
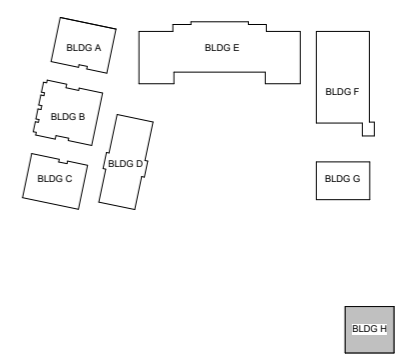


A4 BLDG H - EAST ELEVATION

1/8" = 1'-0"

ELEVATION LEGEND - CUP

HATCH	MATERIAL
	WHITE PLASTER
	WHITE PAINTED METAL
	WHITE CONCRETE
	BEIGE STONE
	DARK BRONZE WINDOW FRAME
	GLASS
	LANDSCAPING



ALL IDEAS, DESIGNS AND ARRANGEMENTS INDICATED ON THESE DRAWINGS ARE THE PROPERTY OF THE ARCHITECT AND ARE TO BE USED IN CONNECTION WITH THIS SPECIFIC PROJECT AND SHALL NOT BE USED OTHERWISE WITHOUT THE EXPRESSED CONSENT OF THE ARCHITECT. THESE SHALL BE NO CHANGES OR OMISSIONS FROM THE DRAWINGS OR ACCOMPANYING SPECIFICATIONS WITHOUT THE EXPRESSED CONSENT OF THE ARCHITECT.

SYMBOL LEGEND table with columns for LIGHTING FIXTURE TYPE, LIGHTING CONTROL ZONE, TYPE, and SYMBOL. Includes symbols for various fixtures like EA, EB, EC, ED, EE, EF, EG, A, A1, B, C, D, E, F, G, H, J, K, L, M, N, P, Q, R, S, T, U, V, SA, SA1, SB, SC, SD, SE, SF, SG, SH, ELT-01, ELT-02, FLT-01, FLT-02, FLT-03, FLT-04, FLT-05, FLT-06, FLT-07, FLT-08, FLT-09, FLT-10, FLT-11, FLT-12, and LIGHTING CONTROL STATION.


ELDORADO SPA & FITNESS FIXTURE SCHEDULE table with columns: ID, QTY, MODEL, DESCRIPTION, LOAD, WATTS/VOLTS, NOTES, LAMP. Lists items EA through R with quantities, model numbers (e.g., WAC LIGHTING R25D21 F-937, HEVI LITER HL-426-62-8LWD-E-FL-12), descriptions, and technical specifications.

Table with columns S, 1, 2, 3, 4, 5, 6, 7, 8, 9, 10, 11, 12, 13, 14, 15, 16, 17, 18, 19, 20, 21, 22, 23, 24, 25, 26, 27, 28, 29, 30, 31, 32, 33, 34, 35, 36, 37, 38, 39, 40, 41, 42, 43, 44, 45, 46, 47, 48, 49, 50, 51, 52, 53, 54, 55, 56, 57, 58, 59, 60, 61, 62, 63, 64, 65, 66, 67, 68, 69, 70, 71, 72, 73, 74, 75, 76, 77, 78, 79, 80, 81, 82, 83, 84, 85, 86, 87, 88, 89, 90, 91, 92, 93, 94, 95, 96, 97, 98, 99, 100, 101, 102, 103, 104, 105, 106, 107, 108, 109, 110, 111, 112, 113, 114, 115, 116, 117, 118, 119, 120, 121, 122, 123, 124, 125, 126, 127, 128, 129, 130, 131, 132, 133, 134, 135, 136, 137, 138, 139, 140, 141, 142, 143, 144, 145, 146, 147, 148, 149, 150, 151, 152, 153, 154, 155, 156, 157, 158, 159, 160, 161, 162, 163, 164, 165, 166, 167, 168, 169, 170, 171, 172, 173, 174, 175, 176, 177, 178, 179, 180, 181, 182, 183, 184, 185, 186, 187, 188, 189, 190, 191, 192, 193, 194, 195, 196, 197, 198, 199, 200. Contains fixture details, dimensions, and notes.

- General Notes: 1. All lighting equipment must be UL or ETL listed and labeled. 2. Contractor to confirm all lighting fixtures and lamp compatibility. 3. Interior design to verify height of chandeliers, pendants, and wall sconces. 4. Contractor to confirm all recessed housing and trim kits for ceiling and wall compatibility, verify obstructions prior to ordering. 5. Interior of coves to be painted with matte white paint, free of joint compound or other obstructions that may cause any lack of lighting uniformity. 6. Contractor responsible for ordering all power supplies, dimming interfaces, leader cables, connector cables and termination ends if required. 7. Contractor responsible for ordering all parts necessary for a complete and fully functional system. 8. Fixture that requires toroidal low voltage transformer should be located in a well-ventilated, accessible and concealed location, contractor to coordinate. 9. Remote power supplies per contractor, coordinate wire lengths and gauge to prevent voltage drop. 10. Equipment with 0-10V dimmable power supplies requires a wire rough in. Refer to specification and installation sheets for additional information.



1515 Morena Blvd, San Diego, CA 92110 (619) 299-8800 delowrie.com



ELDORADO COUNTRY CLUB SPA & FITNESS

460 14 E ELDORADO DR INDIAN WELLS, CA 92210

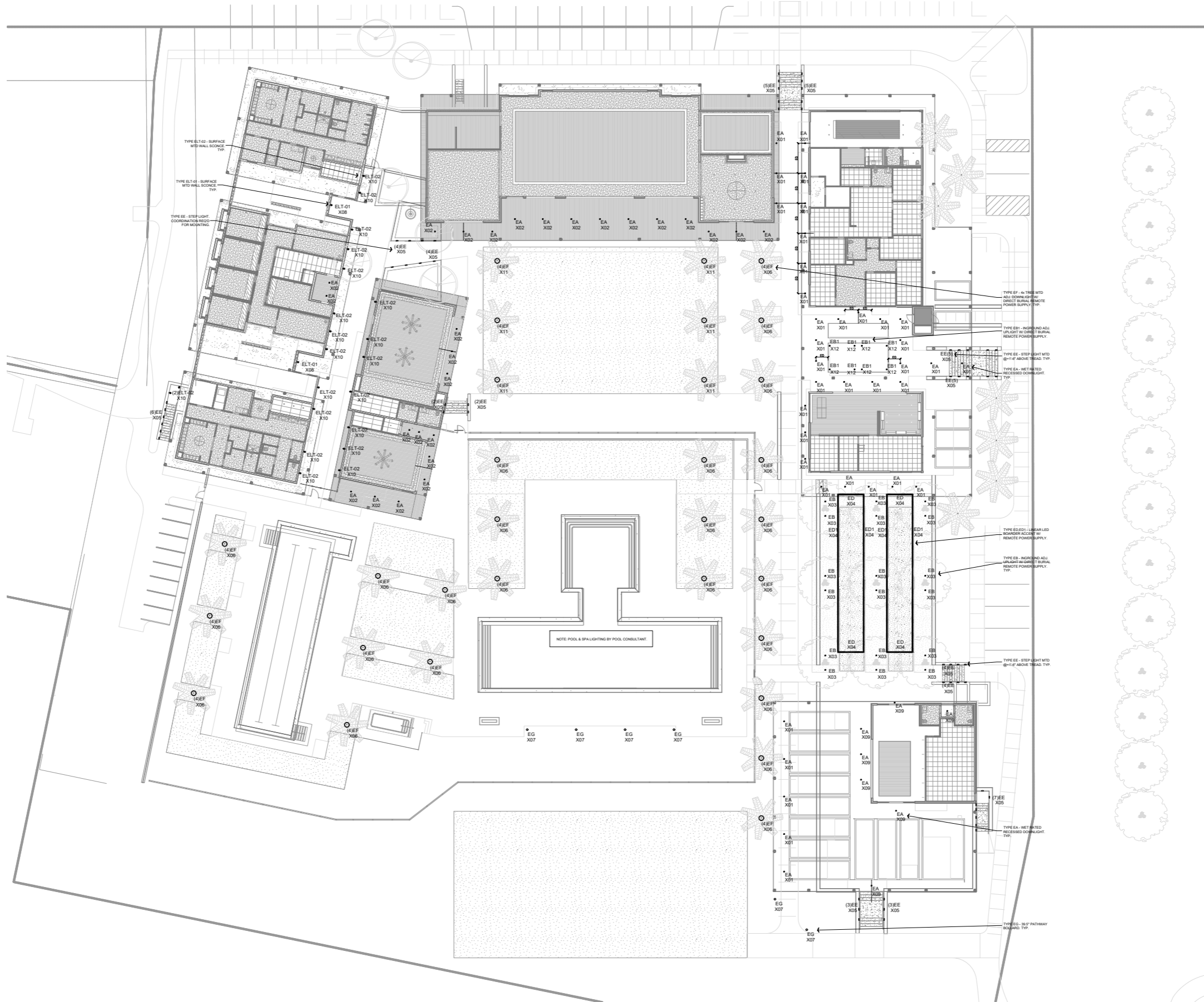
PROJECT NO. 21114

Table with columns: REV, DATE ISSUED, REASON. Includes rows for 06.01.22 SCHEMATIC DESIGN, 07.28.22 CUP MODIFICATION SUB, 09.21.22 CUP MODIFICATION SUB.


CUP MODIFICATION SUBMITTAL SHEET TITLE FIXTURE SCHEDULE

Sheet No. AL-001

ALL IDEAS, DESIGNS AND ARRANGEMENTS INDICATED ON THESE DRAWINGS ARE THE PROPERTY OF THE ARCHITECT AND ARE TO BE USED IN CONNECTION WITH THIS SPECIFIC PROJECT AND SHALL NOT BE USED OTHERWISE WITHOUT THE EXPRESSED CONSENT OF THE ARCHITECT. THESE SHALL BE NO CHANGES OR DEVIATIONS FROM THE DRAWINGS OR ACCOMPANYING SPECIFICATIONS WITHOUT THE EXPRESSED CONSENT OF THE ARCHITECT.



SCALE: 1/16"=1'-0"



ELDORADO COUNTRY CLUB SPA & FITNESS

46014 E ELDORADO DR
 INDIAN WELLS, CA 92210

PROJECT NO. 21114

REV	DATE	ISSUED	REASON
	06.01.22		SCHEMATIC DESIGN
	07.28.22		CUP MODIFICATION SUB.
	09.21.22		CUP MODIFICATION SUB.

CUP MODIFICATION SUBMITTAL
 Sheet Title
SITE LIGHTING PLAN

Sheet No.
AL-100