

City of Indian Wells			
Bank Reconciliation Report - City Held Cash			
Finance Department			
MONTH: October 31, 2022			
Investment #	Investment Type	Investment Description	Book Value
Bank Checking & Sweep			
1		Pacific Western Bank - Sweep **.*1117	339,033.45
2		Pacific Western Bank - Accts. Payable **.*3411	0.00
3		Pacific Western Bank - Payroll **.*1752	0.00
6		Pacific Western Bank - Ambulance **.*7937	0.00
7		Pacific Western Bank - Public Funds MMA **.*5064	10,010.09
4		Union Bank of CA - Sweep Investment **.*0121	13,936.23
8		US Bank Money Market - Investment	0.00
9		US Bank Money Market - 4590	49,868.25
10		US Bank Money Market - 4591	9,847.29
19		Petty Cash	2,000.00
			424,695.31
Managed Pool Accounts			
21		Local Agency Investment Fund - City 98-33-385	15,782,864.63
			15,782,864.63
Certificates of Deposit			
457		Certificate of Deposit-Morgan Stanley Bank 61747MF63	250,000.00
460		Certificate of Deposit-Allegiance Bank Texas 01748DBA3	245,000.00
463		Certificate of Deposit-CitiBank NA 17312QH69	250,000.00
464		Certificate of Deposit-Goldman Sachs Bank 38148PG43	250,000.00
465		Certificate of Deposit-Sallie Mae 795450N84	250,000.00
473		Certificate of Deposit-First National Bank of America 32110YLK9	248,000.00
480		Certificate of Deposit-Discover Bank 254673UL8	250,000.00
484		Certificate of Deposit-Comenity Capital Bank 20033AM86	250,000.00
483		Certificate of Deposit-USB Bank USA 90348JFF2	250,000.00
498		Certificate of Deposit-RIA Federal Credit Union 749622AL0	249,000.00
499		Certificate of Deposit-Capital One Bank 14042TAY3	247,000.00
501		Certificate of Deposit-BankWest 06652CHA2	249,000.00
507		Certificate of Deposit-Wells Fargo Natl Bank West 949495AQ8	249,000.00
512		Certificate of Deposit-BMW Bank North America 05580AVX9	250,000.00
513		Certificate of Deposit-Nicolet Natlon Bank 654062J22	250,000.00
514		Certificate of Deposit-Live Oak Banking Company 538036LD4	250,000.00
515		Certificate of Deposit-Alma Bank 020080BX4	250,000.00
516		Certificate of Deposit-State Bank of India 856285TP8	248,000.00
517		Certificate of Deposit-First Natl Bank of McGregor TX 32112UDR9	249,000.00
518		Certificate of Deposit-Centerstate Bank 15201QDE4	248,000.00
519		Certificate of Deposit-Northwest Bank 66736ABV0	249,000.00
520		Certificate of Deposit-Encore Bank 29260MBE4	249,000.00
521		Certificate of Deposit-First Freedom Bank 32027BAM9	249,000.00
522		Certificate of Deposit-Pacific Western Bank 69506YRL5	248,000.00
525		Certificate of Deposit-Bank of Baroda 06063HMS9	249,000.00
548		Certificate of Deposit-Toyota Financial Sgs Bank 89235MKY6	250,000.00
550		Certificate of Deposit-Greenstate Credit Union 39573LBL1	250,000.00
557		Certificate of Deposit-Pentagon Federal Credit Union 70962LAS1	249,000.00
558		Certificate of Deposit-Netnet Bank, Inc 64034KAG6	250,000.00
561		Certificate of Deposit-Beal Bank 07371AIE7	250,000.00
562		Certificate of Deposit-Beal Bank USA 07371CEB8	250,000.00
574		Certificate of Deposit-Austin Telco Fed Credit Union 052392BT3	250,000.00
573		Certificate of Deposit-Capital One NA 14042RUD8	250,000.00
575		Certificate of Deposit-Synchrony Bank 87164XR65	250,000.00
			8,475,000.00
Medium Term Corporate Notes			
523		Wells Fargo 95001D6U9	1,000,000.00
524		Bank of New York Mellon Corp 06406RAN7	1,009,446.74
526		Montebello CA Pens Oblg AA 612285AE6	1,042,268.87
533		JP Morgan Chase Bank NA 46632FRU1	2,000,000.00
538		JP Morgan Chase 48128G2Q2	1,000,000.00
549		Bank of America MTN 06048WM31	1,000,000.00
556		Bank of America MTN 06048WM72	1,000,000.00
570		Citigroup	2,000,000.00
			10,051,715.61
Federal Agency Issues			
527		Fed. Nat'l Mortgage Assoc. 3136G4C43	2,000,000.00
529		Fed. Farm Credit Bank 3133E1280	2,000,000.00
530		Fed. Home Loan Mtg Corp 3134GKCC9	1,000,525.73
532		Fed. Nat'l Mortgage Assoc. 3135GA223	2,000,000.00
534		Fed. Farm Credit Bank 3130AL351	1,000,000.00
535		Fed. Farm Credit Bank 3130AL6G4	1,000,000.00
536		Fed. Farm Credit Bank 3130AL6J8	2,000,000.00
539		Fed. Farm Credit Bank 3130ALDN1	2,000,000.00
541		Fed. Farm Credit Bank 3130ALH20	1,000,000.00
542		Fed. Farm Credit Bank 3130ALJ62	1,000,000.00
544		Fed. Farm Credit Bank 3130ALMM3	2,000,000.00
546		Fed. Farm Credit Bank 3130ALW67	1,000,000.00
551		Fed. Farm Credit Bank 3130AMW57	2,000,000.00
552		Fed. Farm Credit Bank 3133EMH21	2,000,000.00
553		Fed. Farm Credit Bank 3133EML67	2,000,000.00
554		Fed. Farm Credit Bank 3133EMN99	2,000,000.00
555		Fed. Farm Credit Bank 3133EMW73	3,000,000.00
559		Fed. Home Loan Bank 3130AQWF6	1,000,000.00
560		Fed. Home Loan Bank 3130AQWJ8	1,000,000.00
563		Fed. Home Loan Bank 3130AQZ55	1,000,000.00
565		Fed. Home Loan Bank 3130ARCV1	2,000,000.00
564		Fed. Home Loan Mtg Corp 3134GKMX9	1,000,000.00
566		Fed. Home Loan Bank 3130ARGES	1,000,000.00
567		Fed. Home Loan Mtg Corp 3134GKQP2	1,000,000.00
568		Fed. Home Loan Bank 3130AS320	1,700,000.00
569		Fed. Home Loan Bank 3134GXUM4	1,000,000.00
571		Fed. Home Loan Bank 3130ASS67	1,000,000.00
572		Fed. Home Loan Bank 3130ASS91	1,000,000.00
			41,700,525.73
Municipal Bonds			
537		Dixon CA Unified School District 255651KY6	502,359.33
531		Natomas CA School District 63877NMM6	300,000.00
			802,359.33
Total Pooled Cash and Investments			\$ 77,237,160.61
Fair Value Increase (over cost)			(3,836,629.07)
Outstanding Items			
		Outstanding Warrants/Wire Transfers	(132,881.35)
		Outstanding Payroll Warrants/Wire Transfers	0.00
		Deposit in Transit	0.00
		Deposit in Transit	(1,358.01)
		Deposit in Transit	0.00
		Deposit in Transit	(519.30)
		Deposit in Transit	0.00
		Deposit in Transit	17,919.74
		Deposit in Transit	17,183.76
		Deposit in Transit	0.00
		Deposit in Transit	80,618.47
		Credit Card In Transit	3,476.40
Total Outstanding Items			(15,560.29)
Reconciled Bank Balance			\$ 73,384,971.25
General Ledger Balance			\$ 73,384,971.25
			0.00

NET CASH & INVESTMENT SUMMARY OCTOBER 2022

<u>UNRESTRICTED FUNDS</u>	<u>October 2022</u>	<u>October 2021</u>
GENERAL FUND		
101- GENERAL	\$ 9,772,464.05	\$ 3,180,215.77
TOTAL GENERAL FUND	9,772,464.05	3,180,215.77
<u>RESTRICTED FUNDS</u>		
SPECIAL REVENUE FUNDS		
202 - TRAFFIC SAFETY	7,279.62	6,963.99
203 - PUBLIC SAFETY 1/2 CENT SALES TAX	15,755.56	13,225.36
204 - MEASURE "A"	116,854.63	111,229.33
209 - F.A.M.D. #1	1,852,676.74	2,569,296.53
210 - SCAQMD (VEHICLE REG.)	13,269.33	12,226.66
211 - AB 3229 COPS FUNDING	79,796.43	69,618.18
214 - GAS TAX 2103 MAINTENANCE	14,496.25	11,763.65
215 - GAS TAX 2105 MAINTENANCE	8,940.28	5,814.67
216 - GAS TAX 2106 CONSTRUCT/MAINT	7,223.59	4,461.04
217 - GAS TAX 2107 MAINTENANCE	12,362.55	4,913.12
218 - GAS TAX 2107.5 ENG./ADMIN	1,000.00	1,843.83
219 - GAS TAX RMRA	38,398.43	266,829.56
228 - EMERG. UPGRADE SERVICES	3,928,946.24	3,457,700.86
247 - AB 939 RECYCLING FUND	399,551.09	531,784.78
248 - SOLID WASTE	218,161.21	263,061.51
251 - STREET LIGHTING DISTRICT 2000-1	14,630.15	13,353.68
253- INDIAN WELLS VILLAS OPERATIONS	1,330,554.81	1,388,769.81
254- MOUNTAIN VIEW VILLAS OPERATIONS	2,075,291.54	2,166,091.54
256- HOUSING AUTHORITY	12,348,113.88	14,684,692.50
271 - ELDORADO DRIVE LLMD	59,804.06	59,393.11
272 - MONTECITO/STARDUST LLMD	3,876.09	2,215.66
273 - CASA DORADO LLMD	996.40	4,097.46
274 - THE COVE LLMD	1,392.72	3,352.44
275 - SH 111/IWGR (ENTRANCE) LLMD	21,779.01	118,470.87
276 - CLUB/IW LANE LLMD	11,306.01	12,817.40
277 - COLONY LLMD	70,887.37	87,819.24
278 - COLONY COV ESTATES LLMD	52,147.40	60,874.22
279 - DESERT HORIZONS LLMD	15,604.36	63,198.39
280 - MOUNTAIN GATE LLMD	90,262.68	99,176.20
281 - MOUNTAIN GATE ESTATES LLMD	45,780.44	54,555.87
282 - VILLAGIO LLMD	226,403.35	262,687.99
283 - VAIDYA LLMD	34,670.79	36,928.21
284 - CLUB, SOUTH OF 111 LLMD	28,178.43	25,595.20
285 - MONTELENA LLMD	64,648.88	69,888.54
286 - SUNDANCE LLMD	1,965.44	838.78
287 - PROVINCE LLMD	78,706.38	77,408.03
288 - PROVINCE DBAD	555,949.58	594,743.07
TOTAL SPECIAL REVENUE FUNDS	23,847,661.72	27,217,701.28
CAPITAL PROJECT FUNDS		
314 - PARK-IN-LIEU FEES	45,010.00	0.00
315 - CITYWIDE PUBLIC IMPROVEMENT FEE	64,714.00	14,937.00
316 - CAPITAL IMPROVEMENT	8,600,380.31	3,396,150.84
319 - ART IN PUBLIC PLACES	407,226.45	172,750.54
321 - HIGHWAY 111 CIRCULATION IMP FEE	36,233.70	0.70
TOTAL CAPITAL PROJECT FUNDS	9,153,564.46	3,583,839.08

RESTRICTED FUNDS (Cont.)

	October <u>2022</u>	October <u>2021</u>
REPLACEMENT FUNDS		
326 - BUILDINGS CAPITAL RESERVE	1,670,511.80	1,743,602.80
327 - BRIDGES CAPITAL RESERVE	1,717,718.00	1,792,873.00
328 - MEDIANS & PARKWAYS CAPITAL RESERVE	1,367,251.07	1,427,071.07
329 - STORM DRAINS CAPITAL RESERVE	690,432.00	720,640.00
330 - TRAFFIC SIGNALS CAPITAL RESERVE	567,375.00	592,199.00
331 - TRAFFIC SIGNALS CAPITAL RESERVE	518,147.00	540,817.00
332 - CITY STREETS CAPITAL RESERVE	18,840,062.00	19,664,371.00
333 - CITY VEHICLES CAPITAL RESERVE	118,879.00	124,081.00
350 - DISASTER RECOVERY RESERVE	142,129.00	0.00
TOTAL REPLACEMENT FUNDS	<u>25,632,504.87</u>	<u>26,605,654.87</u>
SUCCESSOR AGENCY FUNDS		
453 - RDA (WHITEWATER)	544,757.56	2,392,663.40
456 - RDA OBLIGATION RETIREMENT	1,062,774.00	0.00
TOTAL SUCCESSOR AGENCY FUNDS	<u>1,607,531.56</u>	<u>2,392,663.40</u>
ENTERPRISE FUNDS		
560 - INDIAN WELLS GOLF RESORT	1,049,566.56	0.00
TOTAL ENTERPRISE FUNDS	<u>1,049,566.56</u>	<u>0.00</u>
INTERNAL SERVICE FUNDS		
601 - OPEB BENEFIT FUND	914,596.48	473,836.38
TOTAL INTERNAL SERVICE FUNDS	<u>914,596.48</u>	<u>473,836.38</u>
RESERVE FUNDS		
602 - COMPENSATED ABSENCES	581,403.00	606,841.00
TOTAL RESERVE FUNDS	<u>581,403.00</u>	<u>606,841.00</u>
TRUST & AGENCY FUNDS		
732 - SPECIAL DEPOSITS	825,678.55	934,885.10
TOTAL TRUST & AGENCY FUNDS	<u>825,678.55</u>	<u>934,885.10</u>
TOTAL ALL FUNDS	<u><u>73,384,971.25</u></u>	<u><u>64,995,636.88</u></u>
FISCAL AGENTS		
253 - INDIAN WELLS VILLAS	540,713.94	420,583.59
254 - MOUNTAIN VIEW VILLAS	1,196,195.02	854,606.53
453 - UNION BANK OF CALIFORNIA TRUSTEE	11.44	17.69
460 - US BANK - INDIAN WELLS FINANCE AUTHORITY	12,060,999.93	0.00
560 - INDIAN WELLS GOLF RESORT	1,915,242.12	1,478,978.43
601 - PARS SECTION 115 TRUST	822,918.67	960,779.81
601 - PARS SECTION 115 TRUST - OPEB	199,678.19	0.00
TOTAL FISCAL AGENTS	<u>16,735,759.31</u>	<u>3,714,966.05</u>
TOTAL ALL FUNDS & FISCAL AGENTS	<u>\$ 90,120,730.56</u>	<u>\$ 68,710,602.93</u>
UNRESTRICTED FUNDS	9,772,464.05	3,180,215.77
RESTRICTED FUNDS	<u>80,348,266.51</u>	<u>65,530,387.16</u>
	<u>\$ 90,120,730.56</u>	<u>\$ 68,710,602.93</u>



The City of Indian Wells
Portfolio Management
Portfolio Summary
October 31, 2022


City of Indian Wells
 44-950 Eldorado Drive
 Indian Wells CA 92210
 (760)346-2489

Investments	Par Value	Market Value	Book Value	% of Portfolio	Term	Days to Maturity	YTM 360 Equiv.	YTM 365 Equiv.
Bank Certificates of Deposit	1,493,000.00	1,485,850.75	1,493,000.00	1.93	1,826	155	2.844	2.884
Managed Pool Accounts - LAIF	15,782,864.63	15,782,864.63	15,782,864.63	20.43	1	1	1.748	1.772
Money Market Sweep/Checking Account	424,695.31	424,695.31	424,695.31	0.55	1	1	0.635	0.643
Negotiable CD's	6,982,000.00	6,504,977.31	6,982,000.00	9.04	1,766	965	1.684	1.707
Medium Term Corporate Notes	10,000,000.00	9,041,520.00	10,051,715.61	13.01	1,456	881	1.695	1.719
Federal Agency Issues - Callables	41,700,000.00	37,603,045.00	41,700,525.73	53.99	1,649	1,175	1.361	1.380
Miscellaneous Securities - Coupon	800,000.00	733,289.00	802,359.33	1.04	1,449	775	0.653	0.662
	77,182,559.94	71,576,242.00	77,237,160.61	100.00%	1,290	847	1.530	1.552

Investments

Total Earnings	October 31 Month Ending
Current Year	97,968.95
Average Daily Balance	77,088,010.80
Effective Rate of Return	1.50%

The above investments are consistent with the City's investment policy and allowable under current legislation of the State of California. Investments were purchased using safety, liquidity, and yield as criteria. In addition, cash flow from revenue and maturing investments will be sufficient to cover expenditures for the next six months. All securities are "Marked-to-Market" on a monthly basis.


 Kevin McCarthy, Finance Director

Reporting period 10/01/2022-10/31/2022

Run Date: 11/16/2022 - 08:16

No fiscal year history available

Portfolio CITY
 AP
 PM (PRF_PM1) 7.3.0
 Report Ver. 7.3.6.1

**The City of Indian Wells
Portfolio Management
Portfolio Details - Investments
October 31, 2022**

CUSIP	Investment #	Issuer	Average Balance	Purchase Date	Par Value	Market Value	Book Value	Stated Rate	Fitch	YTM 360	Days to Maturity	Maturity Date
Bank Certificates of Deposit												
01748DBA3	460	Allegiance Bank Texas		02/07/2018	245,000.00	244,233.15	245,000.00	2.600		2.564	98	02/07/2023
17312QH69	463	CITIBANK NA		03/29/2018	250,000.00	248,837.50	250,000.00	2.850		2.811	148	03/29/2023
32110YLK9	473	First National Bank of America		07/20/2018	248,000.00	245,817.60	248,000.00	3.150		3.107	261	07/20/2023
38148PG43	464	Goldman Sachs Bank		04/25/2018	250,000.00	248,682.50	250,000.00	3.000		2.959	175	04/25/2023
61747MF63	457	Morgan Stanley Bk NA		01/11/2018	250,000.00	249,537.50	250,000.00	2.650		2.614	71	01/11/2023
795450N84	465	Sallie Mae		04/25/2018	250,000.00	248,742.50	250,000.00	3.050		3.008	175	04/25/2023
Subtotal and Average			1,493,000.00		1,493,000.00	1,485,850.75	1,493,000.00			2.844	155	
Managed Pool Accounts - LAIF												
SYS21	21	LAIF - City			15,782,864.63	15,782,864.63	15,782,864.63	1.772		1.748	1	
SYS23	23	LAIF - Redevelopment			0.00	0.00	0.00	0.233		0.230	1	
Subtotal and Average			8,209,564.43		15,782,864.63	15,782,864.63	15,782,864.63			1.748	1	
Money Market Sweep/Checking Account												
SYS1	1	Pacific Western Bank			339,033.45	339,033.45	339,033.45	0.250		0.247	1	
SYS6	6	Pacific Western Bank-Ambulance		07/01/2020	0.00	0.00	0.00			0.000	1	
SYS7	7	Pacific Western-PublicFundsMMA			10,010.09	10,010.09	10,010.09	1.540		1.519	1	
SYS8	8	US Bank Money Market		08/31/2021	0.00	0.00	0.00			0.000	1	
SYS10	10	US Bank Money Market-4591		08/30/2022	9,847.29	9,847.29	9,847.29	2.800		2.762	1	
SYS9	9	US Bank Money Market-4590		08/30/2022	49,868.25	49,868.25	49,868.25	2.890		2.850	1	
SYS2	2	Pacific Western - Acct Payable		07/01/2020	0.00	0.00	0.00			0.000	1	
SYS3	3	Pacific Western-Payroll		07/01/2020	0.00	0.00	0.00			0.000	1	
SYS4	4	Union Bank-Checking			13,936.23	13,936.23	13,936.23	0.100		0.099	1	
SYS19	19	Petty Cash		07/01/2020	2,000.00	2,000.00	2,000.00			0.000	1	
SYS5	5	WestAmerica Bank		07/01/2020	0.00	0.00	0.00			0.000	1	
Subtotal and Average			7,076,233.94		424,695.31	424,695.31	424,695.31			0.635	1	
Negotiable CD's												
020080BX4	515	Alma Bank		03/31/2020	250,000.00	231,112.50	250,000.00	1.400		1.380	878	03/28/2025
052392BT3	574	Austin Telco Fed Credit Union		09/21/2022	250,000.00	238,605.00	250,000.00	3.800		3.748	1,785	09/21/2027
06063HMS9	525	Bank of Baroda		07/22/2020	249,000.00	223,547.22	249,000.00	0.700		0.690	994	07/22/2025
06652CHA2	501	BankWest Inc.		07/26/2019	249,000.00	237,907.05	249,000.00	2.000		1.973	633	07/26/2024
07371AYE7	561	Beal Bank - Plano TX		02/23/2022	250,000.00	221,675.00	250,000.00	1.900		1.874	1,569	02/17/2027
07371CE88	562	Beal Bank USA		02/23/2022	250,000.00	221,675.00	250,000.00	1.900		1.874	1,569	02/17/2027
05580AVX9	512	BMW BANK NORTH AMERICA		03/31/2020	250,000.00	232,030.00	250,000.00	1.550		1.529	881	03/31/2025
14042TAY3	499	Capital One Bank USA NA		07/18/2019	247,000.00	237,816.54	247,000.00	2.300		0.000	603	06/26/2024

Portfolio CITY
AP
PM (PRF_PM2) 7.3.0

**The City of Indian Wells
Portfolio Management
Portfolio Details - Investments
October 31, 2022**

CUSIP	Investment #	Issuer	Average Balance	Purchase Date	Par Value	Market Value	Book Value	Stated Rate	Fitch	YTM 360	Days to Maturity	Maturity Date
Negotiable CD's												
14042RUJ8	573	Capital One NA		09/21/2022	250,000.00	239,772.50	250,000.00	3.900		0.000	1,785	09/21/2027
15201QDE4	518	Centerstate Bank NA		04/30/2020	248,000.00	227,852.48	248,000.00	1.250		1.233	911	04/30/2025
20033AM86	484	Comenity Capital Bank		10/30/2018	250,000.00	247,345.00	250,000.00	3.450		3.403	363	10/30/2023
254673UL8	480	Discover Bank		10/03/2018	250,000.00	247,290.00	250,000.00	3.300		3.255	336	10/03/2023
29260MBE4	520	ENCORE BANK		04/30/2020	249,000.00	236,467.83	249,000.00	1.150		1.135	546	04/30/2024
32027BAM9	521	First Freedom Bank		04/30/2020	249,000.00	236,288.55	249,000.00	1.100		1.086	546	04/30/2024
32112UDR9	517	First Natl Bank of McGregor TX		04/28/2020	249,000.00	229,234.38	249,000.00	1.350		1.332	909	04/28/2025
39573LBL1	550	Greenstate Credit Union		06/16/2021	250,000.00	217,592.50	250,000.00	0.900		0.888	1,323	06/16/2026
538036LD4	514	Live Oak Banking Company		03/31/2020	250,000.00	231,012.50	250,000.00	1.400		1.382	881	03/31/2025
64034KAG6	558	Nelnet Bank, Inc.		02/02/2022	250,000.00	218,185.00	250,000.00	1.500		1.479	1,554	02/02/2027
654062JZ2	513	Nicolet National Bank		03/31/2020	250,000.00	231,032.50	250,000.00	1.400		1.382	881	03/31/2025
66736ABV0	519	Northwest Bank		04/30/2020	249,000.00	228,313.08	249,000.00	1.200		1.184	911	04/30/2025
69506YRL5	522	Pacific Western Bank CA CD		04/30/2020	248,000.00	227,852.48	248,000.00	1.250		1.233	911	04/30/2025
70962LAS1	557	Pentagon Federal Credit Union		09/29/2021	249,000.00	214,177.35	249,000.00	0.900		0.888	1,428	09/29/2026
749622AL0	498	RIA Federal Credit Union		06/24/2019	249,000.00	243,215.73	249,000.00	2.500		2.468	420	12/26/2023
856285TF8	516	State Bank of India NY, NY CD		04/29/2020	248,000.00	229,898.48	248,000.00	1.600		1.578	910	04/29/2025
87164XR65	575	Synchrony Bank		09/23/2022	250,000.00	240,300.00	250,000.00	3.950		3.896	1,787	09/23/2027
89235MKY6	548	Toyota Financial Sgs Bk		04/22/2021	250,000.00	219,190.00	250,000.00	0.900		0.888	1,268	04/22/2026
90348JFF2	483	UBS Bank USA		10/30/2018	250,000.00	247,495.00	250,000.00	3.500		3.454	360	10/27/2023
949495AQ8	507	Wells Fargo Natl Bk West		01/28/2020	249,000.00	248,093.64	249,000.00	1.900		1.875	77	01/17/2023
Subtotal and Average			6,982,000.00		6,982,000.00	6,504,977.31	6,982,000.00			1.684	965	
Medium Term Corporate Notes												
06048WM31	549	Bank of America MTN A		05/28/2021	1,000,000.00	846,990.00	1,000,000.00	1.250		1.233	1,304	05/28/2026
06048WM72	556	Bank of America MTN A		07/30/2021	1,000,000.00	824,800.00	1,000,000.00	1.200		1.184	1,367	07/30/2026
06406RAN7	524	Bank of New York Mellon Corp		05/14/2020	1,000,000.00	915,680.00	1,009,446.74	1.600		1.190	905	04/24/2025
17330PJ83	570	Citigroup		07/29/2022	2,000,000.00	1,969,040.00	2,000,000.00	3.800		3.720	270	07/29/2023
48128G2Q2	538	JPMorgan Chase & Co		02/26/2021	1,000,000.00	853,010.00	1,000,000.00	0.800		0.789	1,213	02/26/2026
46632FRU1	533	JP Morgan Chase Bank NA		01/22/2021	2,000,000.00	1,719,180.00	2,000,000.00	0.700		0.690	1,178	01/22/2026
612285AE6	526	Montebello CA Pens Oblig AA		07/17/2020	1,000,000.00	931,060.00	1,042,268.87	2.503		0.819	943	06/01/2025
95001D6U9	523	Wells Fargo & Company		04/30/2020	1,000,000.00	981,760.00	1,000,000.00	2.150		2.959	180	04/30/2023
Subtotal and Average			10,824,266.60		10,000,000.00	9,041,520.00	10,051,715.61			1.695	881	
Federal Agency Issues - Callables												
3133ELZ80	529	Fed. Farm Credit Bank		07/29/2020	2,000,000.00	1,787,180.00	2,000,000.00	0.580		0.572	1,001	07/29/2025
3133EMH21	552	Fed. Farm Credit Bank		06/17/2021	2,000,000.00	1,750,700.00	2,000,000.00	0.900		0.888	1,322	06/15/2026

**The City of Indian Wells
Portfolio Management
Portfolio Details - Investments
October 31, 2022**

CUSIP	Investment #	Issuer	Average Balance	Purchase Date	Par Value	Market Value	Book Value	Stated Rate	Fitch	YTM 360	Days to Maturity	Maturity Date
Federal Agency Issues - Callables												
3133EML67	553	Fed. Farm Credit Bank		06/22/2021	2,000,000.00	1,743,100.00	2,000,000.00	0.800		0.789	1,329	06/22/2026
3133EMN99	554	Fed. Farm Credit Bank		06/30/2021	2,000,000.00	1,800,620.00	2,000,000.00	0.740		0.730	972	06/30/2025
3133EMW73	555	Fed. Farm Credit Bank		07/28/2021	3,000,000.00	2,612,940.00	3,000,000.00	0.870		0.858	1,365	07/28/2026
3130AL3S1	534	Fed. Home Loan Bank		02/17/2021	1,000,000.00	875,020.00	1,000,000.00	0.625		0.616	1,204	02/17/2026
3130AL6G4	535	Fed. Home Loan Bank		02/25/2021	1,000,000.00	873,580.00	1,000,000.00	0.600		0.592	1,212	02/25/2026
3130AL6J8	536	Fed. Home Loan Bank		02/24/2021	2,000,000.00	1,748,860.00	2,000,000.00	0.625		0.616	1,211	02/24/2026
3130ALDN1	539	Fed. Home Loan Bank		03/16/2021	2,000,000.00	1,756,220.00	2,000,000.00	0.800		0.789	1,231	03/16/2026
3130ALHZ0	541	Fed. Home Loan Bank		03/18/2021	1,000,000.00	895,080.00	1,000,000.00	0.530		0.523	960	06/18/2025
3130ALJ62	542	Fed. Home Loan Bank		03/24/2021	1,000,000.00	879,710.00	1,000,000.00	0.875		0.863	1,239	03/24/2026
3130ALMM3	544	Fed. Home Loan Bank		03/30/2021	2,000,000.00	1,766,200.00	2,000,000.00	1.000		0.986	1,245	03/30/2026
3130ALW67	546	Fed. Home Loan Bank		04/22/2021	1,000,000.00	884,370.00	1,000,000.00	1.100		1.085	1,268	04/22/2026
3130AMW57	551	Fed. Home Loan Bank		06/30/2021	2,000,000.00	1,756,400.00	2,000,000.00	0.650		0.967	1,337	06/30/2026
3130AQWF6	559	Fed. Home Loan Bank		02/25/2022	1,000,000.00	899,780.00	1,000,000.00	2.150		2.121	1,577	02/25/2027
3130AQWJ8	560	Fed. Home Loan Bank		02/24/2022	1,000,000.00	896,290.00	1,000,000.00	2.050		2.022	1,576	02/24/2027
3130AQZ55	563	Fed. Home Loan Bank		03/10/2022	1,000,000.00	911,350.00	1,000,000.00	2.500		2.466	1,590	03/10/2027
3130ARCV1	565	Fed. Home Loan Bank		03/28/2022	2,000,000.00	1,920,760.00	2,000,000.00	1.500		1.846	513	03/28/2024
3130ARGE5	566	Fed. Home Loan Bank		04/21/2022	1,000,000.00	926,190.00	1,000,000.00	3.000		2.959	1,632	04/21/2027
3130AS3Z0	568	Fed. Home Loan Bank		05/26/2022	1,700,000.00	1,637,355.00	1,700,000.00	3.000		2.959	756	11/26/2024
3130ASS67	571	Fed. Home Loan Bank		08/16/2022	1,000,000.00	984,720.00	1,000,000.00	4.500		4.438	1,749	08/16/2027
3130ASS91	572	Fed. Home Loan Bank		08/10/2022	1,000,000.00	952,940.00	1,000,000.00	4.000		3.945	1,743	08/10/2027
3134GWCG9	530	Fed. Home Loan Mtg Corp		07/30/2020	1,000,000.00	901,980.00	1,000,525.73	0.650		0.621	911	04/30/2025
3134GXMX9	564	Fed. Home Loan Mtg Corp		03/25/2022	1,000,000.00	943,740.00	1,000,000.00	2.200		2.170	875	03/25/2025
3134GXQP2	567	Fed. Home Loan Mtg Corp		04/28/2022	1,000,000.00	969,050.00	1,000,000.00	3.030		2.988	909	04/28/2025
3134GXUM4	569	Fed. Home Loan Mtg Corp		06/07/2022	1,000,000.00	975,550.00	1,000,000.00	3.050		3.008	584	06/07/2024
3136G4C43	527	Fed. Nat'l Mortgage Assoc		08/14/2020	2,000,000.00	1,787,780.00	2,000,000.00	0.650		0.641	1,017	08/14/2025
3135GA2Z3	532	Fed. Nat'l Mortgage Assoc		11/17/2020	2,000,000.00	1,765,580.00	2,000,000.00	0.560		0.552	1,112	11/17/2025
Subtotal and Average			41,700,533.96		41,700,000.00	37,603,045.00	41,700,525.73			1.361	1,175	
Miscellaneous Securities - Coupon												
255651KY6	537	Dixon CA Unified School Dist		02/18/2021	500,000.00	462,935.00	502,359.33	0.672		0.395	639	08/01/2024
63877NMM6	531	Natomas CA Sch Dist AA Insured		10/01/2020	300,000.00	270,354.00	300,000.00	1.100		1.085	1,004	08/01/2025
Subtotal and Average			802,411.88		800,000.00	733,289.00	802,359.33			0.653	775	

**The City of Indian Wells
Portfolio Management
Portfolio Details - Investments
October 31, 2022**

CUSIP	Investment #	Issuer	Average Balance	Purchase Date	Par Value	Market Value	Book Value	Stated Rate	Fitch	YTM 360	Days to Maturity
Total and Average			77,088,010.80		77,182,559.94	71,576,242.00	77,237,160.61			1.530	847




**2014, 2015, 2016, 2020 Series
Portfolio Management
Portfolio Summary
October 31, 2022**

City of Indian Wells
44-950 Eldorado Drive
Indian Wells CA 92210
(760)346-2489

Investments	Par Value	Market Value	Book Value	% of Portfolio	Term	Days to Maturity	YTM 360 Equiv.	YTM 365 Equiv.
Money Market Sweep/Checking Account	3,706.25	3,706.25	3,706.25	100.00	1	1	0.000	0.000
Investments	3,706.25	3,706.25	3,706.25	100.00%	1	1	0.000	0.000

Total Earnings	October 31	Month Ending
Current Year		0.00
Average Daily Balance		3,699.73
Effective Rate of Return		0.00%


Kevin McCarthy, Agency Treasurer

**2014, 2015, 2016, 2020 Series
Portfolio Management
Portfolio Details - Investments
October 31, 2022**

CUSIP	Investment #	Issuer	Average Balance	Purchase Date	Par Value	Market Value	Book Value	Stated Rate	Fitch	YTM 365	Days to Maturity	Maturity Date
Money Market Sweep/Checking Account												
SYS28	28	2014A Bonds Reserve		07/01/2020	0.00	0.00	0.00			0.000	1	
SYS26	26	All Bond Series Principal		07/01/2020	152.35	152.35	152.35			0.000	1	
SYS25	25	All Bond Series Interest		07/01/2020	24.53	24.53	24.53			0.000	1	
SYS27	27	All Bond Series Debt Svc		07/01/2020	3,529.37	3,529.37	3,529.37			0.000	1	
SYS24	1	Cost Of Issuance Escrow		07/01/2020	0.00	0.00	0.00			0.000	1	
		Subtotal and Average	3,699.73		3,706.25	3,706.25	3,706.25			0.000	1	
		Total and Average	3,699.73		3,706.25	3,706.25	3,706.25			0.000	1	




**2015 A Bonds
Portfolio Management
Portfolio Summary
October 31, 2022**

City of Indian Wells
44-950 Eldorado Drive
Indian Wells CA 92210
(760)346-2489

Investments	Par Value	Market Value	Book Value	% of Portfolio	Term	Days to Maturity	YTM 360 Equiv.	YTM 365 Equiv.
Money Market Sweep/Checking Account	1.00	1.00	1.00	100.00	1	1	0.000	0.000
Investments	1.00	1.00	1.00	100.00%	1	1	0.000	0.000

Total Earnings	October 31	Month Ending
Current Year	0.00	
Average Daily Balance	1.00	
Effective Rate of Return	0.00%	



Kevin McCarthy, Agency Treasurer

**2015 A Bonds
Portfolio Management
Portfolio Details - Investments
October 31, 2022**

CUSIP	Investment #	Issuer	Average Balance	Purchase Date	Par Value	Market Value	Book Value	Stated Rate	Fitch	YTM 365	Days to Maturity	Maturity Date
Money Market Sweep/Checking Account												
SYS27	27	2015 A Reserve		08/31/2021	1.00	1.00	1.00			0.000	1	
SYS22	22	UBC Cost Of Issuance Escrow		07/01/2020	0.00	0.00	0.00			0.000	1	
		Subtotal and Average	1.00		1.00	1.00	1.00			0.000	1	
		Total and Average	1.00		1.00	1.00	1.00			0.000	1	



**2016 A Bonds
Portfolio Management
Portfolio Summary
October 31, 2022**

City of Indian Wells
44-950 Eldorado Drive
Indian Wells CA 92210
(760)346-2489

Investments	Par Value	Market Value	Book Value	% of Portfolio	Term	Days to Maturity	YTM 360 Equiv.	YTM 365 Equiv.
Money Market Sweep/Checking Account	1.00	1.00	1.00	100.00	1	1	0.000	0.000
Investments	1.00	1.00	1.00	100.00%	1	1	0.000	0.000

Total Earnings	October 31	Month Ending
Current Year	0.00	
Average Daily Balance	1.00	
Effective Rate of Return	0.00%	


Kevin McCarthy, Agency Treasurer

**2016 A Bonds
Portfolio Management
Portfolio Details - Investments
October 31, 2022**

CUSIP	Investment #	Issuer	Average Balance	Purchase Date	Par Value	Market Value	Book Value	Stated Rate	Fitch	YTM 365	Days to Maturity	Maturity Date
Money Market Sweep/Checking Account												
SYS28	1	UBC Cost Of Issuance Escrow		07/01/2020	0.00	0.00	0.00			0.000	1	
SYS33	2	Union Bank Reserve Account		07/01/2020	1.00	1.00	1.00			0.000	1	
		Subtotal and Average	1.00		1.00	1.00	1.00			0.000	1	
		Total and Average	1.00		1.00	1.00	1.00			0.000	1	




**2020 A Bonds
Portfolio Management
Portfolio Summary
October 31, 2022**

City of Indian Wells
44-950 Eldorado Drive
Indian Wells CA 92210
(760)346-2489

Investments	Par Value	Market Value	Book Value	% of Portfolio	Term	Days to Maturity	YTM 360 Equiv.	YTM 365 Equiv.
Money Market Sweep/Checking Account	1.00	1.00	1.00	100.00	1	1	0.000	0.000
Investments	1.00	1.00	1.00	100.00%	1	1	0.000	0.000

Total Earnings	October 31	Month Ending
Current Year		0.00
Average Daily Balance		1.00
Effective Rate of Return		0.00%



 Kevin McCarthy, Agency Treasurer

**2020 A Bonds
Portfolio Management
Portfolio Details - Investments
October 31, 2022**

CUSIP	Investment #	Issuer	Average Balance	Purchase Date	Par Value	Market Value	Book Value	Stated Rate	Fitch	YTM 365	Days to Maturity	Maturity Date
Money Market Sweep/Checking Account												
SYS1	1	2020 A Bonds COI		07/01/2020	0.00	0.00	0.00			0.000	1	
SYS2	2	2020 A Bonds Reserve		07/01/2020	1.00	1.00	1.00			0.000	1	
		Subtotal and Average	1.00		1.00	1.00	1.00			0.000	1	
		Total and Average	1.00		1.00	1.00	1.00			0.000	1	



**2022 Bonds
Portfolio Management
Portfolio Summary
October 31, 2022**

City of Indian Wells
44-950 Eldorado Drive
Indian Wells CA 92210
(760)346-2489

Investments	Par Value	Market Value	Book Value	% of Portfolio	Term	Days to Maturity	YTM 360 Equiv.	YTM 365 Equiv.
Money Market Sweep/Checking Account	12,188,604.61	12,188,604.61	12,188,604.61	100.00	1	1	0.000	0.000
Investments	12,188,604.61	12,188,604.61	12,188,604.61	100.00%	1	1	0.000	0.000

Total Earnings	October 31	Month Ending
Current Year		0.00
Average Daily Balance		12,443,267.74
Effective Rate of Return		0.00%

Kevin McCarthy, Agency Treasurer

**2022 Bonds
Portfolio Management
Portfolio Details - Investments
October 31, 2022**

CUSIP	Investment #	Issuer	Average Balance	Purchase Date	Par Value	Market Value	Book Value	Stated Rate	Fitch	YTM 365	Days to Maturity	Maturity Date
Money Market Sweep/Checking Account												
SYS2	2	2022 Bonds COI		02/10/2022	14.49	14.49	14.49			0.000	1	
SYS1	1	2022 Bonds Project Fund		02/10/2022	12,188,367.34	12,188,367.34	12,188,367.34			0.000	1	
SYS3	3	2022 Bonds Payment Fund		09/21/2022	222.78	222.78	222.78			0.000	1	
		Subtotal and Average	12,443,267.74		12,188,604.61	12,188,604.61	12,188,604.61			0.000	1	
		Total and Average	12,443,267.74		12,188,604.61	12,188,604.61	12,188,604.61			0.000	1	