

**NET CASH & INVESTMENT SUMMARY NOVEMBER 2025**

**ATTACHMENT #1**

<b><u>UNRESTRICTED FUNDS</u></b>	<b><u>NOV 2025</u></b>	<b><u>NOV 2024</u></b>
<b>GENERAL FUND</b>		
101- GENERAL	\$ 11,919,409.35	\$ 20,367,338.92
<b>TOTAL GENERAL FUND</b>	<b>11,919,409.35</b>	<b>20,367,338.92</b>
<b><u>RESTRICTED FUNDS</u></b>		
<b>SPECIAL REVENUE FUNDS</b>		
202 - TRAFFIC SAFETY	0.00	11,562.14
203 - PUBLIC SAFETY 1/2 CENT SALES TAX	0.00	6,571.19
204 - MEASURE "A"	0.00	14.00
209 - F.A.M.D. #1	510,531.13	575,271.06
210 - SCAQMD (VEHICLE REG.)	20,009.74	17,333.23
211 - AB 3229 COPS FUNDING	0.00	33,981.95
214 - GAS TAX 2103 MAINTENANCE	0.00	1,905.29
215 - GAS TAX 2105 MAINTENANCE	0.00	0.00
216 - GAS TAX 2106 CONSTRUCT/MAINT	0.00	90.81
217 - GAS TAX 2107 MAINTENANCE	0.00	127.90
218 - GAS TAX 2107.5 ENG./ADMIN	0.00	151.83
219 - GAS TAX RMRA	55,803.52	8,914.24
228 - EMERG. UPGRADE SERVICES	6,864,762.29	3,266,497.24
247 - AB 939 RECYCLING FUND	205,863.62	231,150.08
248 - SOLID WASTE	50,494.48	89,839.57
251 - STREET LIGHTING DISTRICT 2000-1	22,967.99	19,754.74
253- INDIAN WELLS VILLAS OPERATIONS	219,059.81	185,381.56
254- MOUNTAIN VIEW VILLAS OPERATIONS	238,397.64	283,667.44
256- HOUSING AUTHORITY	860,607.63	301,586.81
271 - ELDORADO DRIVE LLMD	110,474.17	95,545.14
272 - MONTECITO/STARDUST LLMD	27,072.56	12,854.82
273 - CASA DORADO LLMD	4,216.68	4,175.24
274 - THE COVE LLMD	3,685.36	2,849.20
275 - SH 111/IWGR (ENTRANCE) LLMD	427,592.88	339,450.55
276 - CLUB/IW LANE LLMD	77,319.54	41,140.95
277 - COLONY LLMD	132,680.82	108,943.55
278 - COLONY COV ESTATES LLMD	62,494.00	53,467.22
279 - DESERT HORIZONS LLMD	117,876.39	85,579.28
280 - MOUNTAIN GATE LLMD	131,822.63	107,496.48
281 - MOUNTAIN GATE ESTATES LLMD	56,568.31	47,803.33
282 - VILLAGIO LLMD	287,742.11	243,220.51
283 - VAIDYA LLMD	46,330.63	40,122.36
284 - CLUB, SOUTH OF 111 LLMD	45,561.31	34,906.32
285 - MONTELENA LLMD	136,202.74	97,054.93
286 - SUNDANCE LLMD	1,362.08	3,114.22
287 - PROVINCE LLMD	89,321.03	102,439.77
288 - PROVINCE DBAD	637,404.68	596,299.07
<b>TOTAL SPECIAL REVENUE FUNDS</b>	<b>11,444,225.77</b>	<b>7,050,264.02</b>
<b>CAPITAL PROJECT FUNDS</b>		
310 - PARK FACILITIES FEES	0.00	0.00
311 - TRANSPORTATION FACILITIES FEES	0.00	0.00
313 - RECREATION FACILITIES FEES	0.00	0.00
314 - PARK-IN-LIEU FEES	0.00	0.00
315 - CITYWIDE PUBLIC IMPROVEMENT FEE	0.00	0.00
316 - CAPITAL IMPROVEMENT	14,206,336.94	12,129,288.04
319 - ART IN PUBLIC PLACES	798,254.19	681,098.30
321 - HIGHWAY 111 CIRCULATION IMP FEE	0.00	0.00
<b>TOTAL CAPITAL PROJECT FUNDS</b>	<b>15,004,591.13</b>	<b>12,810,386.34</b>

<b><u>RESTRICTED FUNDS (Cont.)</u></b>	<b><u>NOV 2025</u></b>	<b><u>NOV 2024</u></b>
<b>REPLACEMENT FUNDS</b>		
326 - BUILDINGS CAPITAL RESERVE	2,857,940.80	2,437,301.80
327 - BRIDGES CAPITAL RESERVE	2,634,677.00	2,225,617.00
328 - MEDIANS & PARKWAYS CAPITAL RESERVE	2,228,303.07	1,840,319.07
329 - STORM DRAINS CAPITAL RESERVE	1,443,474.00	1,096,195.00
330 - TRAFFIC SIGNALS CAPITAL RESERVE	1,300,089.00	960,249.00
331 - TECHNOLOGY CAPITAL RESERVE	1,243,007.00	906,128.00
332 - CITY STREETS CAPITAL RESERVE	19,753,035.00	18,456,148.00
333 - CITY VEHICLES CAPITAL RESERVE	780,034.00	467,164.00
350 - DISASTER RECOVERY RESERVE	926,385.00	618,750.00
<b>TOTAL REPLACEMENT FUNDS</b>	<b><u>33,166,944.87</u></b>	<b><u>29,007,871.87</u></b>
<b>SUCCESSOR AGENCY FUNDS</b>		
453 - DEBT SERVICE	156,162.43	54,255.43
456 - RDA OBLIGATION RETIREMENT	0.00	0.00
<b>TOTAL SUCCESSOR AGENCY FUNDS</b>	<b><u>156,162.43</u></b>	<b><u>54,255.43</u></b>
<b>FINANCING AUTHORITY FUNDS</b>		
460 - INDIAN WELLS FINANCING AUTHORITY	54,659.39	600,245.67
<b>TOTAL FINANCING AUTHORITY FUNDS</b>	<b><u>54,659.39</u></b>	<b><u>600,245.67</u></b>
<b>ENTERPRISE FUNDS</b>		
560 - INDIAN WELLS GOLF RESORT	3,790,923.55	1,473,642.22
<b>TOTAL ENTERPRISE FUNDS</b>	<b><u>3,790,923.55</u></b>	<b><u>1,473,642.22</u></b>
<b>INTERNAL SERVICE FUNDS</b>		
601 - INTERNAL TRUST FUND	4,037,859.65	2,526,135.70
<b>TOTAL INTERNAL SERVICE FUNDS</b>	<b><u>4,037,859.65</u></b>	<b><u>2,526,135.70</u></b>
<b>TRUST &amp; AGENCY FUNDS</b>		
732 - SPECIAL DEPOSITS	378,664.75	510,161.52
<b>TOTAL TRUST &amp; AGENCY FUNDS</b>	<b><u>378,664.75</u></b>	<b><u>510,161.52</u></b>
<b>TOTAL ALL FUNDS</b>	<b><u>79,953,440.89</u></b>	<b><u>74,400,301.69</u></b>
<b>FISCAL AGENTS</b>		
253 - INDIAN WELLS VILLAS	101,480.08	93,880.83
254 - MOUNTAIN VIEW VILLAS	158,504.60	195,590.80
453 - US BANK TRUSTEE - SUCCESSOR AGENCY DEBT SERVICE	11,370.67	4,539.54
460 - US BANK - INDIAN WELLS FINANCE AUTHORITY	2,355,794.15	4,839,563.10
560 - INDIAN WELLS GOLF RESORT	3,553,603.77	2,200,464.29
601 - INTERNAL TRUST FUND	6,851,573.36	11,511,084.92
<b>TOTAL FISCAL AGENTS</b>	<b><u>13,032,326.63</u></b>	<b><u>18,845,123.48</u></b>
<b>TOTAL ALL FUNDS &amp; FISCAL AGENTS</b>	<b><u>\$ 92,985,767.52</u></b>	<b><u>\$ 93,245,425.17</u></b>

City of Indian Wells  
**Bank Reconciliation Report - City Held Cash**  
 Finance Department

MONTH: **November 30, 2025**

Investment #	Investment Type	Investment Description	Book Value
<b>Bank Checking &amp; Sweep</b>			
1		Pacific Western Bank - Sweep ***1117	1,817,506.32
2		Pacific Western Bank - Accts. Payable **3411	0.00
3		Pacific Western Bank - Payroll **1752	0.00
6		Pacific Western Bank - Ambulance **7937	0.00
7		Pacific Western Bank - Public Funds MMA **5064	419,418.10
8		US Bank Money Market - Investment	0.00
9		US Bank Money Market - 4590	2,585,802.40
10		US Bank Money Market - 4591	4,662,263.61
19		Petty Cash	2,000.00
			<b>9,486,990.43</b>
<b>Managed Pool Accounts</b>			
21		Local Agency Investment Fund - City 98-33-385	3,992,755.85
23		Local Agency Investment Fund - RDA 65-33-007	0.00
			<b>3,992,755.85</b>
<b>Certificates of Deposit</b>			
548		Certificate of Deposit-Toyota Financial Sqs Bank 89235MKY6	250,000.00
550		Certificate of Deposit-Greenstate Credit Union 39573LBL1	250,000.00
557		Certificate of Deposit-Pentagon Federal Credit Union 70962LAS1	249,000.00
558		Certificate of Deposit-Nelnet Bank, Inc 64034KAG6	250,000.00
561		Certificate of Deposit-Beal Bank 07371AYE7	250,000.00
562		Certificate of Deposit-Beal Bank USA 07371CE88	250,000.00
573		Certificate of Deposit-Capital One NA 14042RUJ8	250,000.00
574		Certificate of Deposit-Austin Telco Fed Credit Union 052392BT3	250,000.00
575		Certificate of Deposit-Synchrony Bank 87164XR65	250,000.00
585		Certificate of Deposit-Liberty First Credit Union 530520AK1	249,000.00
586		Certificate of Deposit-First Guaranty Bank Hammond LA	249,000.00
587		Certificate of Deposit-Medallion Bank Utah 58404DSW2	249,000.00
588		Certificate of Deposit-Pitney Bowes Bank 724468AG8	244,000.00
589		Certificate of Deposit-Bank Five Nine 062119CD2	249,000.00
590		Certificate of Deposit-First Foundation Bank 32026UW51	244,000.00
591		Certificate of Deposit-Summit National Bank 86616RAG0	249,000.00
592		Certificate of Deposit-First National Bank of America 32110YD93	249,000.00
597		Certificate of Deposit-Morqan Stanley Private Bank 61768ET29	244,000.00
598		Certificate of Deposit-Cross River Bank 227563EX7	244,000.00
599		Certificate of Deposit-Universal Bank and Trust Co 91527PCF2	249,000.00
607		Certificate of Deposit-Sallie Mae 795451DM2	244,000.00
609		Certificate of Deposit-Leaders Credit Union 52171MAN5	249,000.00
			<b>5,461,000.00</b>
<b>Medium Term Corporate Notes</b>			
533		JP Morgan Chase Bank NA 46632FRU1	2,000,000.00
538		JP Morgan Chase 48128G2Q2	1,000,000.00
549		Bank of America MTN 06048WM31	1,000,000.00
556		Bank of America MTN 06048WM72	1,000,000.00
576		John Deere Capital Corp 24422EWR6	1,011,704.16
611		Toyota Motor Credit Corp 89236TMK8	997,906.83
616		BMO Bank A2 06376FEC9	2,000,000.00
617		RBC Bank AA- 78014RM31	2,000,000.00
			<b>11,009,610.99</b>
<b>Federal Agency Issues</b>			
542		Fed. Farm Credit Bank 3130ALJ62	1,000,000.00
544		Fed. Farm Credit Bank 3130ALMM3	2,000,000.00
546		Fed. Farm Credit Bank 3130ALW67	1,000,000.00
551		Fed. Farm Credit Bank 3130AMW57	2,000,000.00
559		Fed. Home Loan Bank 3130AQWF6	1,000,000.00
560		Fed. Home Loan Bank 3130AQWJ8	1,000,000.00
563		Fed. Home Loan Bank 3130AQZ55	1,000,000.00
566		Fed. Home Loan Bank 3130ARGE5	1,000,000.00
605		Fed.Home Loan Bank 3130B1UH8	2,000,000.00
613		Fed.Home Loan Bank 3130B4RS2	2,000,000.00
			<b>14,000,000.00</b>
<b>Treasury Securities</b>			
593		United States Treasury Bill 91282CFU0	9,959,976.22
594		United States Treasury Bill 912810FF0	13,360,760.85
610		United States Treasury Bill 91282CLK5	2,009,570.11
615		United States Treasury Bill 91282CHZ7	5,198,940.54
			<b>30,529,247.72</b>
<b>Municipal Bonds</b>			
614		CA State Gen Obligation AA2 13063EHU3	5,239,749.57
618		AZ Industrial Development Auth 04052AEL6	1,015,023.16
			<b>6,254,772.73</b>
<b>Total Pooled Cash and Investments</b>			<b>\$ 80,734,377.72</b>
Fair Value Increase (over cost)			10,455.38
<b>Outstanding items</b>		Warrants/Wire Transfers Outstanding (Bank)	(1,224,365.65)
		Outgoing ACH Payments Outstanding (GL)	425,160.66
		Credit Card in Transit	7,812.78
<b>Total Outstanding Items</b>			<b>(791,392.21)</b>
<b>Reconciled Bank Balance</b>			<b>\$ 79,953,440.89</b>
<b>General Ledger Balance</b>			<b>\$ 79,953,440.89</b>
			0.00




The City of Indian Wells  
**Portfolio Management**  
**Portfolio Summary**  
**November 30, 2025**

City of Indian Wells  
 44-950 Eldorado Drive  
 Indian Wells CA 92210  
 (760)346-2489

Investments	Par Value	Market Value	Book Value	% of Portfolio	Term	Days to Maturity	YTM 360 Equiv.	YTM 365 Equiv.
Managed Pool Accounts - LAIF	3,992,755.85	3,992,755.85	3,992,755.85	4.95	1	1	4.040	4.096
Money Market Sweep/Checking Account	9,486,990.43	9,486,990.43	9,486,990.43	11.75	1	1	3.165	3.209
Negotiable CD's	5,461,000.00	5,495,945.28	5,461,000.00	6.76	1,824	818	2.871	2.911
Medium Term Corporate Notes	11,000,000.00	10,984,480.00	11,009,610.99	13.64	1,807	896	2.736	2.774
Federal Agency Issues - Callables	14,000,000.00	13,894,200.00	14,000,000.00	17.34	1,823	600	2.504	2.539
Treasury Securities	30,000,000.00	30,976,700.00	30,529,247.72	37.81	1,678	1,091	4.064	4.120
Municipal Bonds	6,000,000.00	6,249,810.00	6,254,772.73	7.75	1,727	1,681	3.792	3.844
	<b>79,940,746.28</b>	<b>81,080,881.56</b>	<b>80,734,377.72</b>	<b>100.00%</b>	<b>1,454</b>	<b>825</b>	<b>3.404</b>	<b>3.451</b>

Total Earnings	November 30 Month Ending
Current Year	239,391.44
Average Daily Balance	83,148,271.77
Effective Rate of Return	3.50%

The above investments are consistent with the City's investment policy and allowable under current legislation of the State of California. Investments were purchased using safety, liquidity, and yield as criteria. In addition, cash flow from revenue and maturing investments will be sufficient to cover expenditures for the next six months. All securities are "Marked-to-Market" on a monthly basis.

  
 Kevin McCarty, Finance Director

**The City of Indian Wells  
Portfolio Management  
Portfolio Details - Investments  
November 30, 2025**

CUSIP	Investment #	Issuer	Average Balance	Purchase Date	Par Value	Market Value	Book Value	Stated Rate	Fitch	YTM 360	Days to Maturity	Maturity Date
<b>Managed Pool Accounts - LAIF</b>												
SYS21	21	LAIF - City			3,992,755.85	3,992,755.85	3,992,755.85	4.096		4.040	1	
SYS23	23	LAIF - Redevelopment			0.00	0.00	0.00	0.233		0.230	1	
<b>Subtotal and Average</b>			<b>3,412,755.85</b>		<b>3,992,755.85</b>	<b>3,992,755.85</b>	<b>3,992,755.85</b>			<b>4.040</b>	<b>1</b>	
<b>Money Market Sweep/Checking Account</b>												
SYS1	1	Pacific Western Bank			1,817,506.32	1,817,506.32	1,817,506.32	0.250		0.247	1	
SYS6	6	Pacific Western Bank-Ambulance		07/01/2023	0.00	0.00	0.00			0.000	1	
SYS7	7	Pacific Western-PublicFundsMMA			419,418.10	419,418.10	419,418.10	4.260		4.202	1	
SYS8	8	US Bank Money Market		07/01/2023	0.00	0.00	0.00			0.000	1	
SYS10	10	US Bank Money Market-4591			4,662,263.61	4,662,263.61	4,662,263.61	3.880		3.827	1	
SYS9	9	US Bank Money Market-4590			2,585,802.40	2,585,802.40	2,585,802.40	3.910		3.856	1	
SYS2	2	Pacific Western - Acct Payable		07/01/2023	0.00	0.00	0.00			0.000	1	
SYS3	3	Pacific Western-Payroll		07/01/2023	0.00	0.00	0.00			0.000	1	
SYS4	4	Union Bank-Checking			0.00	0.00	0.00	0.200		0.197	1	
SYS19	19	Petty Cash		07/01/2023	2,000.00	2,000.00	2,000.00			0.000	1	
SYS5	5	WestAmerica Bank		07/01/2023	0.00	0.00	0.00			0.000	1	
<b>Subtotal and Average</b>			<b>12,545,016.84</b>		<b>9,486,990.43</b>	<b>9,486,990.43</b>	<b>9,486,990.43</b>			<b>3.165</b>	<b>1</b>	
<b>Negotiable CD's</b>												
052392BT3	574	Austin Telco Fed Credit Union		09/21/2022	250,000.00	250,325.00	250,000.00	3.800		3.748	659	09/21/2027
062119CD2	589	Bank Five Nine		07/31/2023	249,000.00	253,880.40	249,000.00	4.500		4.438	970	07/28/2028
07371AYE7	561	Beal Bank - Plano TX		02/23/2022	250,000.00	244,522.50	250,000.00	1.900		1.874	443	02/17/2027
07371CE88	562	Beal Bank USA		02/23/2022	250,000.00	244,522.50	250,000.00	1.900		1.874	443	02/17/2027
14042RUJ8	573	Capital One NA		09/21/2022	250,000.00	250,720.00	250,000.00	3.900		0.000	659	09/21/2027
227563EX7	598	Cross River Bank		03/07/2024	244,000.00	247,652.68	244,000.00	4.250		4.192	1,192	03/07/2029
320437AD8	586	First Guaranty Bank Hammond LA		08/11/2023	249,000.00	253,907.79	249,000.00	4.500		4.438	977	08/04/2028
32110YD93	592	First National Bank of America		08/16/2023	249,000.00	257,625.36	249,000.00	4.450		4.394	988	08/15/2028
32026UW51	590	First Foundation Bank		08/16/2023	244,000.00	248,362.72	244,000.00	4.450		0.000	982	08/09/2028
39573LBL1	550	Greenstate Credit Union		06/16/2021	250,000.00	246,060.00	250,000.00	0.900		0.888	197	06/16/2026
52171MAN5	609	Leaders Credit Union		08/30/2024	249,000.00	250,780.35	249,000.00	4.000		3.945	1,368	08/30/2029
530520AK1	585	Liberty First Credit Union		08/11/2023	249,000.00	256,494.90	249,000.00	4.700		4.641	980	08/07/2028
58404DSW2	587	Medallion Bank Utah		07/31/2023	249,000.00	253,257.90	249,000.00	4.400		4.406	973	07/31/2028
61768ET29	597	Morgan Stanley Private Bank		03/06/2024	244,000.00	248,394.44	244,000.00	4.350		4.290	1,191	03/06/2029
64034KAG6	558	Nelnet Bank, Inc.		02/02/2022	250,000.00	243,517.50	250,000.00	1.500		1.479	428	02/02/2027
70962LAS1	557	Pentagon Federal Credit Union		09/29/2021	249,000.00	243,098.70	249,000.00	0.900		0.888	302	09/29/2026
724468AG8	588	Pitney Bowes Bank Inc.		07/31/2023	244,000.00	248,018.68	244,000.00	4.400		0.000	973	07/31/2028
795451DM2	607	Sallie Mae		07/26/2024	244,000.00	248,096.76	244,000.00	4.300		4.241	1,331	07/24/2029
86616RAG0	591	Summit National Bank		08/16/2023	249,000.00	255,879.87	249,000.00	4.500		4.443	983	08/10/2028

**The City of Indian Wells  
Portfolio Management  
Portfolio Details - Investments  
November 30, 2025**

CUSIP	Investment #	Issuer	Average Balance	Purchase Date	Par Value	Market Value	Book Value	Stated Rate	Fitch	YTM 360	Days to Maturity	Maturity Date
<b>Negotiable CD's</b>												
87164XR65	575	Synchrony Bank		09/23/2022	250,000.00	250,940.00	250,000.00	3.950		3.896	661	09/23/2027
89235MKY6	548	Toyota Financial Sgs Bk		04/22/2021	250,000.00	247,085.00	250,000.00	0.900		0.888	142	04/22/2026
91527PCF2	599	Universal Bank and Trust Co.		03/13/2024	249,000.00	252,802.23	249,000.00	4.250		4.192	1,198	03/13/2029
<b>Subtotal and Average</b>			<b>5,461,000.00</b>		<b>5,461,000.00</b>	<b>5,495,945.28</b>	<b>5,461,000.00</b>			<b>2.871</b>	<b>818</b>	
<b>Medium Term Corporate Notes</b>												
06048WM31	549	Bank of America MTN A		05/28/2021	1,000,000.00	986,220.00	1,000,000.00	1.250		1.233	178	05/28/2026
06048WM72	556	Bank of America MTN A		07/30/2021	1,000,000.00	981,940.00	1,000,000.00	1.200		1.184	241	07/30/2026
06376FEC9	616	BMO Bank A2		10/15/2025	2,000,000.00	2,005,620.00	2,000,000.00	4.300		4.241	1,779	10/15/2030
24422EWR6	576	John Deere Capital Corp		05/18/2023	1,000,000.00	1,019,960.00	1,011,704.16	4.750		4.083	780	01/20/2028
48128G2Q2	538	JPMorgan Chase & Co		02/26/2021	1,000,000.00	990,860.00	1,000,000.00	0.800		0.789	87	02/26/2026
46632FRU1	533	JP Morgan Chase Bank NA		01/22/2021	2,000,000.00	1,986,940.00	2,000,000.00	0.700		0.690	52	01/22/2026
78014RM31	617	RBC Bank AA-		10/17/2025	2,000,000.00	1,994,220.00	2,000,000.00	4.250		4.192	1,781	10/17/2030
89236TMK8	611	Toyota Motor Credit Corp		11/06/2024	1,000,000.00	1,018,720.00	997,906.83	4.550		4.549	1,347	08/09/2029
<b>Subtotal and Average</b>			<b>11,009,808.83</b>		<b>11,000,000.00</b>	<b>10,984,480.00</b>	<b>11,009,610.99</b>			<b>2.736</b>	<b>896</b>	
<b>Federal Agency Issues - Callables</b>												
3130ALJ62	542	Fed. Home Loan Bank		03/24/2021	1,000,000.00	990,570.00	1,000,000.00	0.875		0.863	113	03/24/2026
3130ALMM3	544	Fed. Home Loan Bank		03/30/2021	2,000,000.00	1,981,620.00	2,000,000.00	1.000		0.986	119	03/30/2026
3130ALW67	546	Fed. Home Loan Bank		04/22/2021	1,000,000.00	989,390.00	1,000,000.00	1.100		1.085	142	04/22/2026
3130AMW57	551	Fed. Home Loan Bank		06/30/2021	2,000,000.00	1,979,560.00	2,000,000.00	1.500		0.922	211	06/30/2026
3130AQWF6	559	Fed. Home Loan Bank		02/25/2022	1,000,000.00	981,200.00	1,000,000.00	2.150		2.121	451	02/25/2027
3130AQWJ8	560	Fed. Home Loan Bank		02/24/2022	1,000,000.00	979,340.00	1,000,000.00	2.050		2.022	450	02/24/2027
3130AQZ55	563	Fed. Home Loan Bank		03/10/2022	1,000,000.00	985,650.00	1,000,000.00	2.500		2.466	464	03/10/2027
3130ARGE5	566	Fed. Home Loan Bank		04/21/2022	1,000,000.00	991,630.00	1,000,000.00	3.000		2.959	506	04/21/2027
3130B1UH8	605	Fed. Home Loan Bank		07/03/2024	2,000,000.00	2,013,760.00	2,000,000.00	5.000		4.932	1,303	06/26/2029
3130B4RS2	613	Fed. Home Loan Bank		01/29/2025	2,000,000.00	2,001,480.00	2,000,000.00	5.000		4.932	1,507	01/16/2030
<b>Subtotal and Average</b>			<b>14,300,000.00</b>		<b>14,000,000.00</b>	<b>13,894,200.00</b>	<b>14,000,000.00</b>			<b>2.504</b>	<b>600</b>	
<b>Treasury Securities</b>												
91282CFU0	593	U.S. Treasury		12/12/2023	10,000,000.00	10,112,900.00	9,959,976.22	4.125		4.294	699	10/31/2027
912810FF0	594	U.S. Treasury		12/14/2023	13,000,000.00	13,634,790.00	13,360,760.85	5.250		4.143	1,080	11/15/2028
91282CLK5	610	U.S. Treasury		09/20/2024	2,000,000.00	2,005,160.00	2,009,570.11	3.625		3.437	1,369	08/31/2029
91282CHZ7	615	U.S. Treasury		10/10/2025	5,000,000.00	5,223,850.00	5,198,940.54	4.625		3.664	1,764	09/30/2030
<b>Subtotal and Average</b>			<b>30,534,997.66</b>		<b>30,000,000.00</b>	<b>30,976,700.00</b>	<b>30,529,247.72</b>			<b>4.064</b>	<b>1,091</b>	

**The City of Indian Wells  
Portfolio Management  
Portfolio Details - Investments  
November 30, 2025**

CUSIP	Investment #	Issuer	Average Balance	Purchase Date	Par Value	Market Value	Book Value	Stated Rate	Fitch	YTM 360	Days to Maturity	Maturity Date
<b>Municipal Bonds</b>												
04052AEL6	618	AZ Industrial Development Auth		11/12/2025	1,000,000.00	1,013,460.00	1,015,023.16	4.709		4.222	1,400	10/01/2029
13063EHU3	614	CA State Gen Obligation AA2		10/10/2025	5,000,000.00	5,236,350.00	5,239,749.57	4.875		3.708	1,735	09/01/2030
<b>Subtotal and Average</b>			<b>5,884,692.59</b>		<b>6,000,000.00</b>	<b>6,249,810.00</b>	<b>6,254,772.73</b>			<b>3.792</b>	<b>1,681</b>	
<b>Total and Average</b>			<b>83,148,271.77</b>		<b>79,940,746.28</b>	<b>81,080,881.56</b>	<b>80,734,377.72</b>			<b>3.404</b>	<b>825</b>	




**2014, 2015, 2016, 2020 Series  
Portfolio Management  
Portfolio Summary  
November 30, 2025**

City of Indian Wells  
44-950 Eldorado Drive  
Indian Wells CA 92210  
(760)346-2489

<b>Investments</b>	<b>Par Value</b>	<b>Market Value</b>	<b>Book Value</b>	<b>% of Portfolio</b>	<b>Term</b>	<b>Days to Maturity</b>	<b>YTM 360 Equiv.</b>	<b>YTM 365 Equiv.</b>
Money Market Sweep/Checking Account	11,361.67	11,361.67	11,361.67	100.00	1	1	0.000	0.000
<b>Investments</b>	<b>11,361.67</b>	<b>11,361.67</b>	<b>11,361.67</b>	<b>100.00%</b>	<b>1</b>	<b>1</b>	<b>0.000</b>	<b>0.000</b>

<b>Total Earnings</b>	<b>November 30 Month Ending</b>
Current Year	0.00
<b>Average Daily Balance</b>	<b>11,324.64</b>
<b>Effective Rate of Return</b>	<b>0.00%</b>

  
\_\_\_\_\_  
Kevin McCarthy, Agency Treasurer

**2014, 2015, 2016, 2020 Series  
Portfolio Management  
Portfolio Details - Investments  
November 30, 2025**

CUSIP	Investment #	Issuer	Average Balance	Purchase Date	Par Value	Market Value	Book Value	Stated Rate	Fitch	YTM 365	Days to Maturity	Maturity Date
<b>Money Market Sweep/Checking Account</b>												
SYS28	28	2014A Bonds Reserve		07/01/2023	0.00	0.00	0.00			0.000	1	
SYS26	26	All Bond Series Principal		07/01/2023	7,736.07	7,736.07	7,736.07			0.000	1	
SYS25	25	All Bond Series Interest		07/01/2023	3,625.15	3,625.15	3,625.15			0.000	1	
SYS27	27	All Bond Series Debt Svc		07/01/2023	0.45	0.45	0.45			0.000	1	
SYS24	1	Cost Of Issuance Escrow		07/01/2023	0.00	0.00	0.00			0.000	1	
<b>Subtotal and Average</b>			<b>11,324.64</b>		<b>11,361.67</b>	<b>11,361.67</b>	<b>11,361.67</b>			<b>0.000</b>	<b>1</b>	
<b>Total and Average</b>			<b>11,324.64</b>		<b>11,361.67</b>	<b>11,361.67</b>	<b>11,361.67</b>			<b>0.000</b>	<b>1</b>	



**2015 A Bonds  
Portfolio Management  
Portfolio Summary  
November 30, 2025**

City of Indian Wells  
44-950 Eldorado Drive  
Indian Wells CA 92210  
(760)346-2489

<b>Investments</b>	<b>Par Value</b>	<b>Market Value</b>	<b>Book Value</b>	<b>% of Portfolio</b>	<b>Term</b>	<b>Days to Maturity</b>	<b>YTM 360 Equiv.</b>	<b>YTM 365 Equiv.</b>
Money Market Sweep/Checking Account	1.00	1.00	1.00	100.00	1	1	0.000	0.000
<b>Investments</b>	<b>1.00</b>	<b>1.00</b>	<b>1.00</b>	<b>100.00%</b>	<b>1</b>	<b>1</b>	<b>0.000</b>	<b>0.000</b>

<b>Total Earnings</b>	<b>November 30</b>	<b>Month Ending</b>
Current Year	0.00	
<b>Average Daily Balance</b>	<b>1.00</b>	
<b>Effective Rate of Return</b>	<b>0.00%</b>	

  
 \_\_\_\_\_  
 Kevin McCarthy, Agency Treasurer

**2015 A Bonds  
Portfolio Management  
Portfolio Details - Investments  
November 30, 2025**

CUSIP	Investment #	Issuer	Average Balance	Purchase Date	Par Value	Market Value	Book Value	Stated Rate	Fitch	YTM 365	Days to Maturity	Maturity Date
<b>Money Market Sweep/Checking Account</b>												
SYS27	27	2015 A Reserve		07/01/2023	1.00	1.00	1.00			0.000	1	
SYS22	22	UBC Cost Of Issuance Escrow		07/01/2023	0.00	0.00	0.00			0.000	1	
<b>Subtotal and Average</b>			<b>1.00</b>		<b>1.00</b>	<b>1.00</b>	<b>1.00</b>			<b>0.000</b>	<b>1</b>	
<b>Total and Average</b>			<b>1.00</b>		<b>1.00</b>	<b>1.00</b>	<b>1.00</b>			<b>0.000</b>	<b>1</b>	



**2016 A Bonds  
Portfolio Management  
Portfolio Summary  
November 30, 2025**

City of Indian Wells  
44-950 Eldorado Drive  
Indian Wells CA 92210  
(760)346-2489

<b>Investments</b>	<b>Par Value</b>	<b>Market Value</b>	<b>Book Value</b>	<b>% of Portfolio</b>	<b>Term</b>	<b>Days to Maturity</b>	<b>YTM 360 Equiv.</b>	<b>YTM 365 Equiv.</b>
Money Market Sweep/Checking Account	1.00	1.00	1.00	100.00	1	1	0.000	0.000
<b>Investments</b>	<b>1.00</b>	<b>1.00</b>	<b>1.00</b>	<b>100.00%</b>	<b>1</b>	<b>1</b>	<b>0.000</b>	<b>0.000</b>

<b>Total Earnings</b>	<b>November 30 Month Ending</b>
Current Year	0.00
<b>Average Daily Balance</b>	<b>1.00</b>
<b>Effective Rate of Return</b>	<b>0.00%</b>

  
Kevin McCarthy, Agency Treasurer

**2016 A Bonds  
Portfolio Management  
Portfolio Details - Investments  
November 30, 2025**

CUSIP	Investment #	Issuer	Average Balance	Purchase Date	Par Value	Market Value	Book Value	Stated Rate	Fitch	YTM 365	Days to Maturity	Maturity Date
<b>Money Market Sweep/Checking Account</b>												
SYS28	1	UBC Cost Of Issuance Escrow		07/01/2023	0.00	0.00	0.00			0.000	1	
SYS33	2	Union Bank Reserve Account		07/01/2023	1.00	1.00	1.00			0.000	1	
<b>Subtotal and Average</b>			<b>1.00</b>		<b>1.00</b>	<b>1.00</b>	<b>1.00</b>			<b>0.000</b>	<b>1</b>	
<b>Total and Average</b>			<b>1.00</b>		<b>1.00</b>	<b>1.00</b>	<b>1.00</b>			<b>0.000</b>	<b>1</b>	




**2020 A Bonds  
Portfolio Management  
Portfolio Summary  
November 30, 2025**

City of Indian Wells  
44-950 Eldorado Drive  
Indian Wells CA 92210  
(760)346-2489

<b>Investments</b>	<b>Par Value</b>	<b>Market Value</b>	<b>Book Value</b>	<b>% of Portfolio</b>	<b>Term</b>	<b>Days to Maturity</b>	<b>YTM 360 Equiv.</b>	<b>YTM 365 Equiv.</b>
Money Market Sweep/Checking Account	1.00	1.00	1.00	100.00	1	1	0.000	0.000
<b>Investments</b>	<b>1.00</b>	<b>1.00</b>	<b>1.00</b>	<b>100.00%</b>	<b>1</b>	<b>1</b>	<b>0.000</b>	<b>0.000</b>

<b>Total Earnings</b>	<b>November 30 Month Ending</b>
Current Year	0.00
<b>Average Daily Balance</b>	<b>1.00</b>
<b>Effective Rate of Return</b>	<b>0.00%</b>

  
Kevin McCarthy, Agency Treasurer

**2020 A Bonds  
Portfolio Management  
Portfolio Details - Investments  
November 30, 2025**

CUSIP	Investment #	Issuer	Average Balance	Purchase Date	Par Value	Market Value	Book Value	Stated Rate	Fitch	YTM 365	Days to Maturity	Maturity Date
<b>Money Market Sweep/Checking Account</b>												
SYS1	1	2020 A Bonds COI		07/01/2023	0.00	0.00	0.00			0.000	1	
SYS2	2	2020 A Bonds Reserve		07/01/2023	1.00	1.00	1.00			0.000	1	
<b>Subtotal and Average</b>			<b>1.00</b>		<b>1.00</b>	<b>1.00</b>	<b>1.00</b>			<b>0.000</b>	<b>1</b>	
<b>Total and Average</b>			<b>1.00</b>		<b>1.00</b>	<b>1.00</b>	<b>1.00</b>			<b>0.000</b>	<b>1</b>	




**2022 Bonds  
Portfolio Management  
Portfolio Summary  
November 30, 2025**

City of Indian Wells  
44-950 Eldorado Drive  
Indian Wells CA 92210  
(760)346-2489

<b>Investments</b>	<b>Par Value</b>	<b>Market Value</b>	<b>Book Value</b>	<b>% of Portfolio</b>	<b>Term</b>	<b>Days to Maturity</b>	<b>YTM 360 Equiv.</b>	<b>YTM 365 Equiv.</b>
Money Market Sweep/Checking Account	2,355,794.15	2,355,794.15	2,355,794.15	100.00	1	1	0.000	0.000
<b>Investments</b>	<b>2,355,794.15</b>	<b>2,355,794.15</b>	<b>2,355,794.15</b>	<b>100.00%</b>	<b>1</b>	<b>1</b>	<b>0.000</b>	<b>0.000</b>

<b>Total Earnings</b>	<b>November 30</b>	<b>Month Ending</b>
Current Year		0.00
<b>Average Daily Balance</b>		<b>2,348,115.10</b>
<b>Effective Rate of Return</b>		<b>0.00%</b>

  
\_\_\_\_\_  
Kevin McCarthy, Agency Treasurer

**2022 Bonds  
Portfolio Management  
Portfolio Details - Investments  
November 30, 2025**

CUSIP	Investment #	Issuer	Average Balance	Purchase Date	Par Value	Market Value	Book Value	Stated Rate	Fitch	YTM 365	Days to Maturity	Maturity Date
<b>Money Market Sweep/Checking Account</b>												
SYS2	2	2022 Bonds COI		07/01/2023	0.00	0.00	0.00			0.000	1	
SYS4	4	2022 Bonds Interest		07/01/2023	625.02	625.02	625.02			0.000	1	
SYS1	1	2022 Bonds Project Fund			2,354,687.93	2,354,687.93	2,354,687.93			0.000	1	
SYS5	5	2022 Bonds Redemption Fund		07/01/2023	481.19	481.19	481.19			0.000	1	
SYS3	3	2022 Bonds Payment Fund		07/01/2023	0.01	0.01	0.01			0.000	1	
<b>Subtotal and Average</b>			<b>2,348,115.10</b>		<b>2,355,794.15</b>	<b>2,355,794.15</b>	<b>2,355,794.15</b>			<b>0.000</b>	<b>1</b>	
<b>Total and Average</b>			<b>2,348,115.10</b>		<b>2,355,794.15</b>	<b>2,355,794.15</b>	<b>2,355,794.15</b>			<b>0.000</b>	<b>1</b>	