

NET CASH & INVESTMENT SUMMARY November 2024

ATTACHMENT #1

<u>UNRESTRICTED FUNDS</u>	<u>Nov 2024</u>	<u>Nov 2023</u>
GENERAL FUND		
101- GENERAL	\$ 20,367,338.92	\$ 11,816,287.65
TOTAL GENERAL FUND	20,367,338.92	11,816,287.65
<u>RESTRICTED FUNDS</u>		
SPECIAL REVENUE FUNDS		
202 - TRAFFIC SAFETY	11,562.14	16,850.30
203 - PUBLIC SAFETY 1/2 CENT SALES TAX	6,571.19	20,676.84
204 - MEASURE "A"	14.00	117,218.03
209 - F.A.M.D. #1	575,271.06	1,286,622.14
210 - SCAQMD (VEHICLE REG.)	17,333.23	14,798.85
211 - AB 3229 COPS FUNDING	33,981.95	28,071.76
214 - GAS TAX 2103 MAINTENANCE	1,905.29	20,046.25
215 - GAS TAX 2105 MAINTENANCE	0.00	12,261.06
216 - GAS TAX 2106 CONSTRUCT/MAINT	90.81	9,853.85
217 - GAS TAX 2107 MAINTENANCE	127.90	16,888.44
218 - GAS TAX 2107.5 ENG./ADMIN	151.83	1,000.00
219 - GAS TAX RMRA	8,914.24	157,284.63
228 - EMERG. UPGRADE SERVICES	3,266,497.24	4,510,528.83
247 - AB 939 RECYCLING FUND	231,150.08	284,395.50
248 - SOLID WASTE	89,839.57	140,726.28
251 - STREET LIGHTING DISTRICT 2000-1	19,754.74	16,625.24
253- INDIAN WELLS VILLAS OPERATIONS	185,381.56	96,945.46
254- MOUNTAIN VIEW VILLAS OPERATIONS	283,667.44	0.00
256- HOUSING AUTHORITY	301,586.81	3,232,664.24
271 - ELDORADO DRIVE LLMD	95,545.14	57,829.37
272 - MONTECITO/STARDUST LLMD	12,854.82	3,893.39
273 - CASA DORADO LLMD	4,175.24	904.41
274 - THE COVE LLMD	2,849.20	7,210.32
275 - SH 111/IWGR (ENTRANCE) LLMD	339,450.55	57,924.99
276 - CLUB/IW LANE LLMD	41,140.95	16,440.62
277 - COLONY LLMD	108,943.55	71,162.68
278 - COLONY COV ESTATES LLMD	53,467.22	46,726.56
279 - DESERT HORIZONS LLMD	85,579.28	20,538.88
280 - MOUNTAIN GATE LLMD	107,496.48	91,057.08
281 - MOUNTAIN GATE ESTATES LLMD	47,803.33	43,085.34
282 - VILLAGIO LLMD	243,220.51	212,496.88
283 - VAIDYA LLMD	40,122.36	34,788.76
284 - CLUB, SOUTH OF 111 LLMD	34,906.32	30,637.87
285 - MONTELENA LLMD	97,054.93	65,455.28
286 - SUNDANCE LLMD	3,114.22	325.49
287 - PROVINCE LLMD	102,439.77	83,955.09
288 - PROVINCE DBAD	596,299.07	559,699.29
TOTAL SPECIAL REVENUE FUNDS	7,050,264.02	11,387,590.00
CAPITAL PROJECT FUNDS		
310 - PARK FACILITIES FEES	0.00	30,507.45
311 - TRANSPORTATION FACILITIES FEES	0.00	37,735.42
313 - RECREATION FACILITIES FEES	0.00	75,571.95
314 - PARK-IN-LIEU FEES	0.00	22,103.99
315 - CITYWIDE PUBLIC IMPROVEMENT FEE	0.00	12,430.28
316 - CAPITAL IMPROVEMENT	12,129,288.04	10,314,720.00
319 - ART IN PUBLIC PLACES	681,098.30	666,016.38
321 - HIGHWAY 111 CIRCULATION IMP FEE	0.00	37,152.70
TOTAL CAPITAL PROJECT FUNDS	12,810,386.34	11,196,238.17

RESTRICTED FUNDS (Cont.)

	<u>Nov 2024</u>	<u>Nov 2023</u>
REPLACEMENT FUNDS		
326 - BUILDINGS CAPITAL RESERVE	2,437,301.80	2,153,116.80
327 - BRIDGES CAPITAL RESERVE	2,225,617.00	1,952,516.00
328 - MEDIANS & PARKWAYS CAPITAL RESERVE	1,840,319.07	1,587,395.07
329 - STORM DRAINS CAPITAL RESERVE	1,096,195.00	882,246.00
330 - TRAFFIC SIGNALS CAPITAL RESERVE	960,249.00	753,420.00
331 - TECHNOLOGY CAPITAL RESERVE	906,128.00	702,133.00
332 - CITY STREETS CAPITAL RESERVE	18,456,148.00	17,332,999.00
333 - CITY VEHICLES CAPITAL RESERVE	467,164.00	286,155.00
350 - DISASTER RECOVERY RESERVE	618,750.00	441,850.00
TOTAL REPLACEMENT FUNDS	<u>29,007,871.87</u>	<u>26,091,830.87</u>
SUCCESSOR AGENCY FUNDS		
453 - DEBT SERVICE	54,255.43	608,220.10
456 - RDA OBLIGATION RETIREMENT	0.00	0.00
TOTAL SUCCESSOR AGENCY FUNDS	<u>54,255.43</u>	<u>608,220.10</u>
FINANCING AUTHORITY FUNDS		
460 - INDIAN WELLS FINANCING AUTHORITY	600,245.67	0.00
TOTAL FINANCING AUTHORITY FUNDS	<u>600,245.67</u>	<u>0.00</u>
ENTERPRISE FUNDS		
560 - INDIAN WELLS GOLF RESORT	1,473,642.22	1,500,000.00
TOTAL ENTERPRISE FUNDS	<u>1,473,642.22</u>	<u>1,500,000.00</u>
INTERNAL SERVICE FUNDS		
601 - INTERNAL TRUST FUND	2,526,135.70	2,074,507.34
TOTAL INTERNAL SERVICE FUNDS	<u>2,526,135.70</u>	<u>2,074,507.34</u>
RESERVE FUNDS		
602 - COMPENSATED ABSENCES	0.00	624,787.00
TOTAL RESERVE FUNDS	<u>0.00</u>	<u>624,787.00</u>
TRUST & AGENCY FUNDS		
732 - SPECIAL DEPOSITS	510,161.52	759,960.35
TOTAL TRUST & AGENCY FUNDS	<u>510,161.52</u>	<u>759,960.35</u>
TOTAL ALL FUNDS	<u>74,400,301.69</u>	<u>66,059,421.48</u>
FISCAL AGENTS		
253 - INDIAN WELLS VILLAS	93,880.83	324,769.61
254 - MOUNTAIN VIEW VILLAS	195,590.80	376,986.87
453 - US BANK TRUSTEE - SUCCESSOR AGENCY DEBT SERVICE	4,539.54	10,593.48
460 - US BANK - INDIAN WELLS FINANCE AUTHORITY	4,839,563.10	6,955,911.67
560 - INDIAN WELLS GOLF RESORT	2,200,464.29	1,223,586.84
601 - INTERNAL TRUST FUND	11,511,084.92	871,341.75
TOTAL FISCAL AGENTS	<u>18,845,123.48</u>	<u>9,763,190.22</u>
TOTAL ALL FUNDS & FISCAL AGENTS	<u>\$ 93,245,425.17</u>	<u>\$ 75,822,611.70</u>
UNRESTRICTED FUNDS	20,367,338.92	11,816,287.65
RESTRICTED FUNDS	<u>72,878,086.25</u>	<u>64,006,324.05</u>
	<u>\$ 93,245,425.17</u>	<u>\$ 75,822,611.70</u>

City of Indian Wells
Bank Reconciliation Report - City Held Cash
 Finance Department

MONTH: **November 30, 2024**

Investment #	Investment Type	Investment Description	Book Value
Bank Checking & Sweep			
1		Pacific Western Bank - Sweep ***1117	2,488,951.30
2		Pacific Western Bank - Accts. Payable ***3411	0.00
3		Pacific Western Bank - Payroll ***1752	0.00
6		Pacific Western Bank - Ambulance **.*7937	0.00
7		Pacific Western Bank - Public Funds MMA **.*5064	16,168.36
8		US Bank Money Market - Investment	0.00
9		US Bank Money Market - 4590	3,766,919.23
10		US Bank Money Market - 4591	4,581,212.11
19		Petty Cash	2,000.00
			10,855,251.00
Managed Pool Accounts			
21		Local Agency Investment Fund - City 98-33-385	1,130,498.01
			1,130,498.01
Certificates of Deposit			
512		Certificate of Deposit-BMW Bank North America 05580AVX9	250,000.00
513		Certificate of Deposit-Nicolet Nation Bank 654062JZ2	250,000.00
514		Certificate of Deposit-Live Oak Banking Comparv 538036LD4	250,000.00
515		Certificate of Deposit-Alma Bank 020080BX4	250,000.00
516		Certificate of Deposit-State Bank of India 856285TF8	248,000.00
517		Certificate of Deposit-First Natl Bank of McGreacor TX 32112UDR9	249,000.00
518		Certificate of Deposit-Centerstate Bank 15201ODE4	248,000.00
519		Certificate of Deposit-Northwest Bank 66736ABV0	249,000.00
522		Certificate of Deposit-Pacific Western Bank 69506YRL5	248,000.00
525		Certificate of Deposit-Bank of Baroda 06063HMS9	249,000.00
548		Certificate of Deposit-Toyota Financial Svs Bank 89235MKY6	250,000.00
550		Certificate of Deposit-Greerstate Credit Union 39573LBL1	250,000.00
557		Certificate of Deposit-Pentaopn Federal Credit Union 70962LAS1	249,000.00
558		Certificate of Deposit-Nelnet Bank, Inc 64034KAG6	250,000.00
561		Certificate of Deposit-Beal Bank 07371AYE7	250,000.00
562		Certificate of Deposit-Beal Bank USA 07371CE88	250,000.00
573		Certificate of Deposit-Capital One NA 14042RUJ8	250,000.00
574		Certificate of Deposit-Austin Telco Fed Credit Union 052392BT3	250,000.00
575		Certificate of Deposit-Synchrony Bank 87164XR65	250,000.00
585		Certificate of Deposit-Liberty First Credit Union 530520AK1	249,000.00
586		Certificate of Deposit-First Guaranty Bank Hammond LA	249,000.00
587		Certificate of Deposit-Medallion Bank Utah 58404DSW2	249,000.00
588		Certificate of Deposit-Pitney Bowes Bank 724468AG8	244,000.00
589		Certificate of Deposit-Bank Five Nine 062119CD2	249,000.00
590		Certificate of Deposit-First Foundation Bank 32026UW51	244,000.00
591		Certificate of Deposit-Summit National Bank 86616RAG0	249,000.00
592		Certificate of Deposit-First National Bank of America 32110YD93	249,000.00
597		Certificate of Deposit-Morqan Stanley Private Bank 61768ET29	244,000.00
598		Certificate of Deposit-Cross River Bank 227563EX7	244,000.00
599		Certificate of Deposit-Universal Bank and Trust Co 91527PCF2	249,000.00
607		Certificate of Deposit-Sallie Mae 795451DM2	244,000.00
609		Certificate of Deposit-Leaders Credit Union 52171MAN5	249,000.00
612		Certificate of Deposit-Pacific Premier Bank 4800121693	250,870.49
			8,202,870.49
Medium Term Corporate Notes			
524		Bank of New York Mellon Corp 06406RAN7	1,001,512.75
526		Montebello CA Pens Oblig AA 612285AE6	1,008,181.07
533		JP Morqan Chase Bank NA 46632FRU1	2,000,000.00
538		JP Morqan Chase 48128G2O2	1,000,000.00
549		Bank of America MTN 06048WM31	1,000,000.00
556		Bank of America MTN 06048WM72	1,000,000.00
576		John Deere Capital Corp 24422EVR6	1,017,183.35
611		Toyota Motor Credit Corp 89236TMK8	997,339.40
			9,024,216.57
Federal Agency Issues			
542		Fed. Farm Credit Bank 3130ALJ62	1,000,000.00
544		Fed. Farm Credit Bank 3130ALMM3	2,000,000.00
546		Fed. Farm Credit Bank 3130ALW67	1,000,000.00
551		Fed. Farm Credit Bank 3130AMW57	2,000,000.00
559		Fed. Home Loan Bank 3130AOWF6	1,000,000.00
560		Fed. Home Loan Bank 3130AOWJ8	1,000,000.00
563		Fed. Home Loan Bank 3130AOZ55	1,000,000.00
564		Fed. Home Loan Mtq Corp 3134GXXM9	1,000,000.00
566		Fed. Home Loan Bank 3130ARGE5	1,000,000.00
567		Fed. Home Loan Mtq Corp 3134GXOP2	1,000,000.00
571		Fed. Home Loan Bank 3130ASS67	1,000,000.00
572		Fed. Home Loan Bank 3130ASS91	1,000,000.00
605		Fed.Home Loan Bank 3130B1UH8	2,000,000.00
			16,000,000.00
Municipal Bonds			
531		Natomas CA School District 63877NMM6	300,000.00
			300,000.00
Treasury Discounts-Amortizing			
603		United States Treasury Bill 912797LF2	1,023,432.63
604		United States Treasury Bill 912797LF2	251,860.94
606		United States Treasury Bill 912797LY1	1,987,655.12
608		United States Treasury Bill 912797JR9	1,985,817.01
			5,248,765.70
Treasury Securities			
593		United States Treasury Bill 91282CFU0	9,939,076.81
594		United States Treasury Bill 912810FF0	13,482,684.65
610		United States Treasury Bill 91282CLK5	2,012,121.68
			25,433,883.14
Total Pooled Cash and Investments			\$ 76,195,484.91
Fair Value Increase (over cost)			(1,708,183.59)
Outstanding items		Warrants/Wire Transfers Outstanding (Bank)	(354,429.31)
		Outgoing ACH Payments Outstanding (GL)	263,240.26
		Credit Card in Transit	4,189.42
Total Outstanding Items			(86,999.63)
Reconciled Bank Balance			\$ 74,400,301.69
General Ledger Balance			\$ 74,400,301.69
			0.00



The City of Indian Wells
 Portfolio Management
 Portfolio Summary
 November 30, 2024


City of Indian Wells
 44-950 Eldorado Drive
 Indian Wells CA 92210
 (760)346-2489

Investments	Par Value	Market Value	Book Value	% of Portfolio	Term	Days to Maturity	YTM 360 Equiv.	YTM 365 Equiv.
Managed Pool Accounts - LAIF	1,130,498.01	1,130,498.01	1,130,498.01	1.48	1	1	4.416	4.477
Money Market Sweep/Checking Account	10,855,251.00	10,855,251.00	10,855,251.00	14.25	1	1	3.521	3.570
Negotiable CD's	7,952,000.00	7,885,393.27	7,952,000.00	10.44	1,825	858	2.376	2.409
Medium Term Corporate Notes	9,000,000.00	8,706,540.00	9,024,216.57	11.84	1,796	624	1.695	1.718
Federal Agency Issues - Callables	16,000,000.00	15,557,110.00	16,000,000.00	21.00	1,734	750	2.406	2.439
Treasury Securities	25,000,000.00	25,509,410.00	25,433,883.14	33.38	1,651	1,319	4.146	4.203
Miscellaneous Securities - Coupon	300,000.00	293,511.00	300,000.00	0.39	1,765	243	1.085	1.100
Treasury Discounts -Amortizing	5,276,000.00	5,251,507.88	5,248,765.70	6.89	176	38	5.039	5.109
Compounding Certificates of Deposit	250,870.49	250,870.49	250,870.49	0.33	181	93	4.813	4.880
	75,764,619.50	75,440,091.65	76,195,484.91	100.00%	1,338	765	3.272	3.318

Investments

Total Earnings	November 30 Month Ending
Current Year	208,909.01
Average Daily Balance	74,264,407.39
Effective Rate of Return	3.42%

The above investments are consistent with the City's investment policy and allowable under current legislation of the State of California. Investments were purchased using safety, liquidity, and yield as criteria. In addition, cash flow from revenue and maturing investments will be sufficient to cover expenditures for the next six months. All securities are "Marked-to-Market" on a monthly basis.


 Kevin McCarthy, Finance Director

Reporting period 11/01/2024-11/30/2024

Run Date: 01/13/2025 - 21:28

No fiscal year history available

Portfolio CITY
 AP
 PM (PRF_PM1) 7.3.11
 Report Ver. 7.3.11

**The City of Indian Wells
Portfolio Management
Portfolio Details - Investments
November 30, 2024**

CUSIP	Investment #	Issuer	Average Balance	Purchase Date	Par Value	Market Value	Book Value	Stated Rate	Fitch	YTM 360	Days to Maturity	Maturity Date
Managed Pool Accounts - LAIF												
SYS21	21	LAIF - City			1,130,498.01	1,130,498.01	1,130,498.01	4.477		4.416	1	
SYS23	23	LAIF - Redevelopment			0.00	0.00	0.00	0.233		0.230	1	
Subtotal and Average			2,387,164.68		1,130,498.01	1,130,498.01	1,130,498.01			4.416	1	
Money Market Sweep/Checking Account												
SYS1	1	Pacific Western Bank			2,488,951.30	2,488,951.30	2,488,951.30	0.250		0.247	1	
SYS6	6	Pacific Western Bank-Ambulance		07/01/2023	0.00	0.00	0.00			0.000	1	
SYS7	7	Pacific Western-PublicFundsMMA			16,168.36	16,168.36	16,168.36	4.680		4.616	1	
SYS8	8	US Bank Money Market		07/01/2023	0.00	0.00	0.00			0.000	1	
SYS10	10	US Bank Money Market-4591			4,581,212.11	4,581,212.11	4,581,212.11	4.540		4.478	1	
SYS9	9	US Bank Money Market-4590			3,766,919.23	3,766,919.23	3,766,919.23	4.580		4.517	1	
SYS2	2	Pacific Western - Acct Payable		07/01/2023	0.00	0.00	0.00			0.000	1	
SYS3	3	Pacific Western-Payroll		07/01/2023	0.00	0.00	0.00			0.000	1	
SYS4	4	Union Bank-Checking			0.00	0.00	0.00	0.200		0.197	1	
SYS19	19	Petty Cash		07/01/2023	2,000.00	2,000.00	2,000.00			0.000	1	
SYS5	5	WestAmerica Bank		07/01/2023	0.00	0.00	0.00			0.000	1	
Subtotal and Average			6,422,223.52		10,855,251.00	10,855,251.00	10,855,251.00			3.521	1	
Negotiable CD's												
020080BX4	515	Alma Bank		03/31/2020	250,000.00	247,470.00	250,000.00	1.400		1.380	117	03/28/2025
052392BT3	574	Austin Telco Fed Credit Union		09/21/2022	250,000.00	247,887.50	250,000.00	3.800		3.748	1,024	09/21/2027
06063HMS9	525	Bank of Baroda		07/22/2020	249,000.00	243,121.11	249,000.00	0.700		0.690	233	07/22/2025
062119CD2	589	Bank Five Nine		07/31/2023	249,000.00	252,665.28	249,000.00	4.500		4.438	1,335	07/28/2028
07371AYE7	561	Beal Bank - Plano TX		02/23/2022	250,000.00	238,020.00	250,000.00	1.900		1.874	808	02/17/2027
07371CE88	562	Beal Bank USA		02/23/2022	250,000.00	238,020.00	250,000.00	1.900		1.874	808	02/17/2027
05580AVX9	512	BMW BANK NORTH AMERICA		03/31/2020	250,000.00	247,542.50	250,000.00	1.550		1.529	120	03/31/2025
14042RUJ8	573	Capital One NA		09/21/2022	250,000.00	248,522.50	250,000.00	3.900		0.000	1,024	09/21/2027
15201QDE4	518	Centerstate Bank NA		04/30/2020	248,000.00	244,696.64	248,000.00	1.250		1.233	150	04/30/2025
227563EX7	598	Cross River Bank		03/07/2024	244,000.00	245,854.40	244,000.00	4.250		4.192	1,557	03/07/2029
320437AD8	586	First Guaranty Bank Hammond LA		08/11/2023	249,000.00	252,690.18	249,000.00	4.500		4.438	1,342	08/04/2028
32110YD93	592	First National Bank of America		08/16/2023	249,000.00	257,622.87	249,000.00	4.450		4.394	1,353	08/15/2028
32026UW51	590	First Foundation Bank		08/16/2023	244,000.00	247,062.20	244,000.00	4.450		0.000	1,347	08/09/2028
32112UDR9	517	First Natl Bank of McGregor TX		04/28/2020	249,000.00	245,837.70	249,000.00	1.350		1.332	148	04/28/2025
39573LBL1	550	Greenstate Credit Union		06/16/2021	250,000.00	237,465.00	250,000.00	0.900		0.888	562	06/16/2026
52171MAN5	609	Leaders Credit Union		08/30/2024	249,000.00	248,484.57	249,000.00	4.000		3.945	1,733	08/30/2029
530520AK1	585	Liberty First Credit Union		08/11/2023	249,000.00	256,138.83	249,000.00	4.700		4.641	1,345	08/07/2028
538036LD4	514	Live Oak Banking Company		03/31/2020	250,000.00	247,450.00	250,000.00	1.400		1.382	120	03/31/2025
58404DSW2	587	Medallion Bank Utah		07/31/2023	249,000.00	251,826.15	249,000.00	4.400		4.406	1,338	07/31/2028

**The City of Indian Wells
Portfolio Management
Portfolio Details - Investments
November 30, 2024**

CUSIP	Investment #	Issuer	Average Balance	Purchase Date	Par Value	Market Value	Book Value	Stated Rate	Fitch	YTM 360	Days to Maturity	Maturity Date
Negotiable CD's												
61768ET29	597	Morgan Stanley Private Bank		03/06/2024	244,000.00	246,801.12	244,000.00	4.350		4.290	1,556	03/06/2029
64034KAG6	558	Nelnet Bank, Inc.		02/02/2022	250,000.00	236,117.50	250,000.00	1.500		1.479	793	02/02/2027
654062JZ2	513	Nicolet National Bank		03/31/2020	250,000.00	247,440.00	250,000.00	1.400		1.382	120	03/31/2025
66736ABV0	519	Northwest Bank		04/30/2020	249,000.00	245,633.52	249,000.00	1.200		1.184	150	04/30/2025
69506YRL5	522	Pacific Western Bank CA CD		04/30/2020	248,000.00	244,696.64	248,000.00	1.250		1.233	150	04/30/2025
70962LAS1	557	Pentagon Federal Credit Union		09/29/2021	249,000.00	234,440.97	249,000.00	0.900		0.888	667	09/29/2026
724468AG8	588	Pitney Bowes Bank Inc.		07/31/2023	244,000.00	246,620.56	244,000.00	4.400		0.000	1,338	07/31/2028
795451DM2	607	Sallie Mae		07/26/2024	244,000.00	246,437.56	244,000.00	4.300		4.241	1,696	07/24/2029
856285TF8	516	State Bank of India NY, NY CD		04/29/2020	248,000.00	245,066.16	248,000.00	1.600		1.578	149	04/29/2025
86616RAG0	591	Summit National Bank		08/16/2023	249,000.00	255,307.17	249,000.00	4.500		4.443	1,348	08/10/2028
87164XR65	575	Synchrony Bank		09/23/2022	250,000.00	248,852.50	250,000.00	3.950		3.896	1,026	09/23/2027
89235MKY6	548	Toyota Financial Sgs Bk		04/22/2021	250,000.00	238,645.00	250,000.00	0.900		0.888	507	04/22/2026
91527PCF2	599	Universal Bank and Trust Co.		03/13/2024	249,000.00	250,957.14	249,000.00	4.250		4.192	1,563	03/13/2029
Subtotal and Average			7,952,000.00		7,952,000.00	7,885,393.27	7,952,000.00			2.376	858	
Medium Term Corporate Notes												
06048WM31	549	Bank of America MTN A		05/28/2021	1,000,000.00	947,620.00	1,000,000.00	1.250		1.233	543	05/28/2026
06048WM72	556	Bank of America MTN A		07/30/2021	1,000,000.00	938,850.00	1,000,000.00	1.200		1.184	606	07/30/2026
06406RAN7	524	Bank of New York Mellon Corp		05/14/2020	1,000,000.00	988,040.00	1,001,512.75	1.600		1.190	144	04/24/2025
24422EWR6	576	John Deere Capital Corp		05/18/2023	1,000,000.00	1,010,620.00	1,017,183.35	4.750		4.083	1,145	01/20/2028
48128G2Q2	538	JPMorgan Chase & Co		02/26/2021	1,000,000.00	943,100.00	1,000,000.00	0.800		0.789	452	02/26/2026
46632FRU1	533	JP Morgan Chase Bank NA		01/22/2021	2,000,000.00	1,888,720.00	2,000,000.00	0.700		0.690	417	01/22/2026
612285AE6	526	Montebello CA Pens Oblig AA		07/17/2020	1,000,000.00	990,280.00	1,008,181.07	2.503		0.819	182	06/01/2025
89236TMK8	611	Toyota Motor Credit Corp		11/06/2024	1,000,000.00	999,310.00	997,339.40	4.550		4.549	1,712	08/09/2029
Subtotal and Average			8,859,010.69		9,000,000.00	8,706,540.00	9,024,216.57			1.695	624	
Federal Agency Issues - Callables												
3130ALJ62	542	Fed. Home Loan Bank		03/24/2021	1,000,000.00	955,580.00	1,000,000.00	0.875		0.863	478	03/24/2026
3130ALMM3	544	Fed. Home Loan Bank		03/30/2021	2,000,000.00	1,913,060.00	2,000,000.00	1.000		0.986	484	03/30/2026
3130ALW67	546	Fed. Home Loan Bank		04/22/2021	1,000,000.00	955,880.00	1,000,000.00	1.100		1.085	507	04/22/2026
3130AMW57	551	Fed. Home Loan Bank		06/30/2021	2,000,000.00	1,917,040.00	2,000,000.00	1.000		0.799	576	06/30/2026
3130AQWF6	559	Fed. Home Loan Bank		02/25/2022	1,000,000.00	954,330.00	1,000,000.00	2.150		2.121	816	02/25/2027
3130AQWJ8	560	Fed. Home Loan Bank		02/24/2022	1,000,000.00	954,090.00	1,000,000.00	2.050		2.022	815	02/24/2027
3130AQZ55	563	Fed. Home Loan Bank		03/10/2022	1,000,000.00	961,300.00	1,000,000.00	2.500		2.466	829	03/10/2027
3130ARGE5	566	Fed. Home Loan Bank		04/21/2022	1,000,000.00	970,750.00	1,000,000.00	3.000		2.959	871	04/21/2027
3130ASS67	571	Fed. Home Loan Bank		08/16/2022	1,000,000.00	999,890.00	1,000,000.00	4.500		4.438	988	08/16/2027
3130ASS91	572	Fed. Home Loan Bank		08/10/2022	1,000,000.00	989,170.00	1,000,000.00	4.000		3.945	982	08/10/2027
3130B1UH8	605	Fed. Home Loan Bank		07/03/2024	2,000,000.00	1,999,600.00	2,000,000.00	5.000		4.932	1,668	06/26/2029

**The City of Indian Wells
Portfolio Management
Portfolio Details - Investments
November 30, 2024**

CUSIP	Investment #	Issuer	Average Balance	Purchase Date	Par Value	Market Value	Book Value	Stated Rate	Fitch	YTM 360	Days to Maturity	Maturity Date
Federal Agency Issues - Callables												
3134GXXM9	564	Fed. Home Loan Mtg Corp		03/25/2022	1,000,000.00	991,950.00	1,000,000.00	2.200		2.170	114	03/25/2025
3134GXQP2	567	Fed. Home Loan Mtg Corp		04/28/2022	1,000,000.00	994,470.00	1,000,000.00	3.030		2.988	148	04/28/2025
Subtotal and Average			17,416,666.67		16,000,000.00	15,557,110.00	16,000,000.00			2.406	750	
Treasury Securities												
91282CFU0	593	U.S. Treasury		12/12/2023	10,000,000.00	10,003,900.00	9,939,076.81	4.125		4.294	1,064	10/31/2027
912810FF0	594	U.S. Treasury		12/14/2023	13,000,000.00	13,545,350.00	13,482,684.65	5.250		4.143	1,445	11/15/2028
91282CLK5	610	U.S. Treasury		09/20/2024	2,000,000.00	1,960,160.00	2,012,121.68	3.625		3.437	1,734	08/31/2029
Subtotal and Average			25,437,997.80		25,000,000.00	25,509,410.00	25,433,883.14			4.146	1,319	
Miscellaneous Securities - Coupon												
63877NMM6	531	Natomas CA Sch Dist AA Insured		10/01/2020	300,000.00	293,511.00	300,000.00	1.100		1.085	243	08/01/2025
Subtotal and Average			300,000.00		300,000.00	293,511.00	300,000.00			1.085	243	
Treasury Discounts -Amortizing												
912797LF2	603	U.S. Treasury		06/13/2024	1,024,000.00	1,023,621.12	1,023,432.63	4.944		5.136	4	12/05/2024
912797LF2	604	U.S. Treasury		06/21/2024	252,000.00	251,906.76	251,860.94	4.929		5.115	4	12/05/2024
912797LY1	606	U.S. Treasury		07/22/2024	2,000,000.00	1,988,780.00	1,987,655.12	4.828		5.015	46	01/16/2025
912797JR9	608	U.S. Treasury		08/01/2024	2,000,000.00	1,987,200.00	1,985,817.01	4.806		5.003	53	01/23/2025
Subtotal and Average			5,238,473.55		5,276,000.00	5,251,507.88	5,248,765.70			5.039	38	
Componding Certificates of Deposit												
4800121693	612	Pacific Premier Bank		09/04/2024	250,870.49	250,870.49	250,870.49	4.880		4.813	93	03/04/2025
Subtotal and Average			250,870.49		250,870.49	250,870.49	250,870.49			4.813	93	
Total and Average			74,264,407.39		75,764,619.50	75,440,091.65	76,195,484.91			3.272	765	



**2014, 2015, 2016, 2020 Series
Portfolio Management
Portfolio Summary
November 30, 2024**

City of Indian Wells
44-950 Eldorado Drive
Indian Wells CA 92210
(760)346-2489

Investments	Par Value	Market Value	Book Value	% of Portfolio	Term	Days to Maturity	YTM 360 Equiv.	YTM 365 Equiv.
Money Market Sweep/Checking Account	4,530.54	4,530.54	4,530.54	100.00	1	1	0.000	0.000
Investments	4,530.54	4,530.54	4,530.54	100.00%	1	1	0.000	0.000

Total Earnings	November 30 Month Ending
Current Year	0.00
Average Daily Balance	4,512.86
Effective Rate of Return	0.00%



Kevin McCarthy, Agency Treasurer

**2014, 2015, 2016, 2020 Series
Portfolio Management
Portfolio Details - Investments
November 30, 2024**

CUSIP	Investment #	Issuer	Average Balance	Purchase Date	Par Value	Market Value	Book Value	Stated Rate	Fitch	YTM 365	Days to Maturity	Maturity Date
Money Market Sweep/Checking Account												
SYS28	28	2014A Bonds Reserve		07/01/2023	0.00	0.00	0.00			0.000	1	
SYS26	26	All Bond Series Principal		07/01/2023	3,093.18	3,093.18	3,093.18			0.000	1	
SYS25	25	All Bond Series Interest		07/01/2023	1,436.91	1,436.91	1,436.91			0.000	1	
SYS27	27	All Bond Series Debt Svc		07/01/2023	0.45	0.45	0.45			0.000	1	
SYS24	1	Cost Of Issuance Escrow		07/01/2023	0.00	0.00	0.00			0.000	1	
Subtotal and Average			4,512.86		4,530.54	4,530.54	4,530.54			0.000	1	
Total and Average			4,512.86		4,530.54	4,530.54	4,530.54			0.000	1	




**2015 A Bonds
Portfolio Management
Portfolio Summary
November 30, 2024**

City of Indian Wells
44-950 Eldorado Drive
Indian Wells CA 92210
(760)346-2489

Investments	Par Value	Market Value	Book Value	% of Portfolio	Term	Days to Maturity	YTM 360 Equiv.	YTM 365 Equiv.
Money Market Sweep/Checking Account	1.00	1.00	1.00	100.00	1	1	0.000	0.000
Investments	1.00	1.00	1.00	100.00%	1	1	0.000	0.000

Total Earnings	November 30 Month Ending
Current Year	0.00
Average Daily Balance	1.00
Effective Rate of Return	0.00%


Kevin McCarthy, Agency Treasurer

**2015 A Bonds
Portfolio Management
Portfolio Details - Investments
November 30, 2024**

CUSIP	Investment #	Issuer	Average Balance	Purchase Date	Par Value	Market Value	Book Value	Stated Rate	Fitch	YTM 365	Days to Maturity	Maturity Date
Money Market Sweep/Checking Account												
SYS27	27	2015 A Reserve		07/01/2023	1.00	1.00	1.00			0.000	1	
SYS22	22	UBC Cost Of Issuance Escrow		07/01/2023	0.00	0.00	0.00			0.000	1	
Subtotal and Average			1.00		1.00	1.00	1.00			0.000	1	
Total and Average			1.00		1.00	1.00	1.00			0.000	1	



**2016 A Bonds
Portfolio Management
Portfolio Summary
November 30, 2024**

City of Indian Wells
44-950 Eldorado Drive
Indian Wells CA 92210
(760)346-2489

Investments	Par Value	Market Value	Book Value	% of Portfolio	Term	Days to Maturity	YTM 360 Equiv.	YTM 365 Equiv.
Money Market Sweep/Checking Account	1.00	1.00	1.00	100.00	1	1	0.000	0.000
Investments	1.00	1.00	1.00	100.00%	1	1	0.000	0.000

Total Earnings	November 30 Month Ending
Current Year	0.00
Average Daily Balance	1.00
Effective Rate of Return	0.00%


Kevin McCarthy, Agency Treasurer

**2016 A Bonds
Portfolio Management
Portfolio Details - Investments
November 30, 2024**

CUSIP	Investment #	Issuer	Average Balance	Purchase Date	Par Value	Market Value	Book Value	Stated Rate	Fitch	YTM 365	Days to Maturity	Maturity Date
Money Market Sweep/Checking Account												
SYS28	1	UBC Cost Of Issuance Escrow		07/01/2023	0.00	0.00	0.00			0.000	1	
SYS33	2	Union Bank Reserve Account		07/01/2023	1.00	1.00	1.00			0.000	1	
Subtotal and Average			1.00		1.00	1.00	1.00			0.000	1	
Total and Average			1.00		1.00	1.00	1.00			0.000	1	




**2020 A Bonds
Portfolio Management
Portfolio Summary
November 30, 2024**

City of Indian Wells
44-950 Eldorado Drive
Indian Wells CA 92210
(760)346-2489

Investments	Par Value	Market Value	Book Value	% of Portfolio	Term	Days to Maturity	YTM 360 Equiv.	YTM 365 Equiv.
Money Market Sweep/Checking Account	1.00	1.00	1.00	100.00	1	1	0.000	0.000
Investments	1.00	1.00	1.00	100.00%	1	1	0.000	0.000

Total Earnings	November 30 Month Ending
Current Year	0.00
Average Daily Balance	1.00
Effective Rate of Return	0.00%


Kevin McCarthy, Agency Treasurer

**2020 A Bonds
Portfolio Management
Portfolio Details - Investments
November 30, 2024**

CUSIP	Investment #	Issuer	Average Balance	Purchase Date	Par Value	Market Value	Book Value	Stated Rate	Fitch	YTM 365	Days to Maturity	Maturity Date
Money Market Sweep/Checking Account												
SYS1	1	2020 A Bonds COI		07/01/2023	0.00	0.00	0.00			0.000	1	
SYS2	2	2020 A Bonds Reserve		07/01/2023	1.00	1.00	1.00			0.000	1	
Subtotal and Average			1.00		1.00	1.00	1.00			0.000	1	
Total and Average			1.00		1.00	1.00	1.00			0.000	1	




**2022 Bonds
Portfolio Management
Portfolio Summary
November 30, 2024**

City of Indian Wells
44-950 Eldorado Drive
Indian Wells CA 92210
(760)346-2489

Investments	Par Value	Market Value	Book Value	% of Portfolio	Term	Days to Maturity	YTM 360 Equiv.	YTM 365 Equiv.
Money Market Sweep/Checking Account	4,839,563.10	4,839,563.10	4,839,563.10	100.00	1	1	0.000	0.000
Investments	4,839,563.10	4,839,563.10	4,839,563.10	100.00%	1	1	0.000	0.000

Total Earnings	November 30	Month Ending
Current Year	0.00	
Average Daily Balance	6,333,514.75	
Effective Rate of Return	0.00%	



 Kevin McCarthy, Agency Treasurer

**2022 Bonds
Portfolio Management
Portfolio Details - Investments
November 30, 2024**

CUSIP	Investment #	Issuer	Average Balance	Purchase Date	Par Value	Market Value	Book Value	Stated Rate	Fitch	YTM 365	Days to Maturity	Maturity Date
Money Market Sweep/Checking Account												
SYS2	2	2022 Bonds COI		07/01/2023	0.00	0.00	0.00			0.000	1	
SYS4	4	2022 Bonds Interest		07/01/2023	220.00	220.00	220.00			0.000	1	
SYS1	1	2022 Bonds Project Fund			4,839,331.09	4,839,331.09	4,839,331.09			0.000	1	
SYS5	5	2022 Bonds Redemption Fund		07/01/2023	12.00	12.00	12.00			0.000	1	
SYS3	3	2022 Bonds Payment Fund		07/01/2023	0.01	0.01	0.01			0.000	1	
Subtotal and Average			6,333,514.75		4,839,563.10	4,839,563.10	4,839,563.10			0.000	1	
Total and Average			6,333,514.75		4,839,563.10	4,839,563.10	4,839,563.10			0.000	1	