

June 13th, 2024

Abode Communities
1149 S. Hill Street, Suite 700
Los Angeles, CA 90015
Attn: Mark Wermers –
Director of Facilities



Re: Roof Consulting
Mountain View Villas
78000 Betty Barker Way
Indian Wells, CA 92210

Dear Mr. Wermers,

Alliance Consulting & Testing Inc. has completed our initial roof surveys and we have the following report of our findings and opinions regarding the roofing systems on this property. We understand the purpose of the surveys was to determine the overall condition of the roofing systems including past repairs, what repairs still need to be made, the remaining service life of the systems and/or does the roofing systems need to be replaced.

A National Project Manager and a Senior Consultant from our firm inspected this property and performed our analysis on May 15th & 16th, 2024. Alliance Consulting & Testing Inc. is an independent consulting firm. We do not sell or install roofing materials and are not owned by anyone who does nor are we employees of Abode Communities or Mountain View Villas.

Our report covers the following items:

- Perimeter details
- Drainage/valley details
- Penetration flashings
- Overall tile condition
- Wall/Curb flashings
- Insulation
- Other items that would affect the ability of the roofing system to resist water penetration.

BUILDING LOCATIONS

For the purpose of this report, we have numbered the buildings as noted below.



SUMMARY

Overall, the roofing systems on this property appear to be in good to fair condition. The roofs appear to be well maintained and any repairs to be holding up well.

The tiles are holding their coating as only a limited amount of blisters were noted. There were only a limited number of loose, broken and cracked tiles.

The underlayment was not viewed as part of this inspection, however there were no reported leaks at the time of or inspection. It is recommended that the underlayment be replaced every 20-30 years as it typically does not last as long as the tiles.

We would recommend ongoing maintenance of the systems and some additional repairs are needed as marked below. Broken/cracked tiles should be replaced. Chipped tiles should be examined to determine if the extent of their damage is affecting the ability of the tile to shed water is compromised and if so, should be repaired or replaced. The cracking at the mortar should be monitored and sealed/re-mortared as needed.

We estimate these roofs have a life span of over 15 years if properly maintained.

ACTION/MONITORING ITEMS

Specific Action Items

- Building 1 – Replace cracked tile where needed.
- Building 2 – Replace cracked tile where needed.
- Building 4 – Remove unused tiles from rooftop.
- Building 6 – Replace cracked/broken tile where needed.
- Building 8 – Replace cracked tile where needed.
- Building 9 – Secure loose pipe flashing.
- Building 12 – Repair and replace dislodged and broken tiles that may be letting pets into the attic.
- Building 12 – Replace cracked tiles where needed.
- Building 14 – Replace cracked tiles where needed.
- Building 19 – Replace missing tile in valley.
- Building 20 – Replace cracked tile where needed.
- Building 27 – Replace broken tile at drip edge.
- Building 28 – Secure loose flashing at plumbing vent.
- Building 29 – Replace broken tile where needed.
- Building 30 – Replace broken tiles where needed.
- Building 31 – Repair slipped tile in valley.
- Building 33 – Replace broken tile at drip edge.
- Building 34 – Replace broken tiles where needed.
- Building 35 – Replace broken tile at drip edge.
- Building 38 – Repair bent attic vent.
- Building 42 – Replace broken tiles where needed.
- Building 46 – Replace broken tiles where needed.
- Community Center – Further investigate and replace rotted trim where needed at the wall.
- Community Center – Replace broken tile at drip edge.

General Action Items

- Replace broken/cracked tiles where needed throughout the property (This does not include chipped tiles)
- Repair/seal/regROUT mortar areas that have wide cracks.
- Ensure trees are regularly cut back away from roof structures to reduce related limb damage.
- Ensure Valleys are regularly cleaned/cleared to ensure proper drainage.

Items to Monitor

Monitor the sealant/caulk at the penetrations and reseal as needed.

Monitor chipped tiles for chips that expose the underlayment or are large enough to cause potential water intrusion.

ESTIMATED SERVICE LIFE IF PROPERLY MAINTAINED	ESTIMATED COST OF REPLACEMENT
15 Years+	<p>* Cost of disposal may add significantly to the total square foot price.</p> <p>Tile - \$16-\$20 per Square Foot</p>

ROOFING SYSTEM TYPE –

Concrete tile
Underlayment
Wood Deck
Internal Insulation

Notes:

No gutters
Drip edge metal at perimeter
Metal valleys
Underlayment not visible
Tiles were generally tight

GENERAL ACTION ITEMS - (THROUGHOUT MANY OR ALL ROOFS)

- 1 – Debris on Roof (Leaves)
- 2 – Cracked Tiles
- 3 – Chipped Corners of Tiles
- 4 – Cracked Mortar

GENERAL ACTION ITEM PHOTOS



ROOFING SYSTEMS CONDITION

Building 1 -

ITEM	Good	Fair	Poor	N/A	COMMENTS
A - Perimeter details	X				
B - Drainage		X			Some debris noted in the valleys.
C - Penetration flashings		X			
D - Overall Tile condition		X			Some isolated cracked tiles noted. Some isolated chipped tiles noted.
E - Wall/Curb flashings				X	
F - Insulation				X	
G - Other				X	

GENERAL PHOTOS






Building 2 -

ITEM	Good	Fair	Poor	N/A	COMMENTS
A - Perimeter details	X				
B - Drainage		X			Some debris noted in the valleys.
C - Penetration flashings	X				
D - Overall Tile condition		X			Some isolated cracked tiles noted. Some isolated chipped tiles noted. Some cracking noted at mortar.
E - Wall/Curb flashings				X	
F - Insulation				X	
G - Other				X	

GENERAL PHOTOS



Building 3 -

ITEM	Good	Fair	Poor	N/A	COMMENTS
A - Perimeter details	X				
B - Drainage		X			
C - Penetration flashings		X			
D - Overall Tile condition		X			Some isolated cracked tiles noted. Some isolated chipped tiles noted. Some cracking noted at mortar.
E - Wall/Curb flashings				X	
F - Insulation				X	
G - Other				X	

GENERAL PHOTOS





Building 4 -

ITEM	Good	Fair	Poor	N/A	COMMENTS
A - Perimeter details	X				
B - Drainage		X			Some debris noted in the valleys.
C - Penetration flashings		X			
D - Overall Tile condition		X			A broken cap tile noted. Some isolated chipped tiles noted. Some cracking noted at mortar.
E - Wall/Curb flashings				X	
F - Insulation				X	
G - Other				X	Some loose tiles left on the roof, likely from a past repair.

GENERAL PHOTOS



Building 5 -

ITEM	Good	Fair	Poor	N/A	COMMENTS
A - Perimeter details		X			
B - Drainage		X			Some debris noted in the valleys.
C - Penetration flashings		X			
D - Overall Tile condition		X			Some cracking noted at mortar.
E - Wall/Curb flashings				X	
F - Insulation				X	
G - Other				X	

GENERAL PHOTOS



Building 6 -

ITEM	Good	Fair	Poor	N/A	COMMENTS
A - Perimeter details		X			
B - Drainage		X			Some debris noted in the valleys.
C - Penetration flashings		X			
D - Overall Tile condition		X			Some isolated cracked tiles noted. Some cracking noted at mortar. Some isolated slipping tiles noted.
E - Wall/Curb flashings				X	
F - Insulation				X	
G - Other				X	

GENERAL PHOTOS



Building 7 -

ITEM	Good	Fair	Poor	N/A	COMMENTS
A - Perimeter details		X			
B - Drainage		X			Some debris noted in the valleys.
C - Penetration flashings		X			
D - Overall Tile condition		X			Some isolated chipped tiles noted.
E - Wall/Curb flashings				X	
F - Insulation				X	
G - Other				X	

GENERAL PHOTOS



Building 8 -

ITEM	Good	Fair	Poor	N/A	COMMENTS
A - Perimeter details		X			
B - Drainage		X			Some debris noted in the valleys.
C - Penetration flashings		X			
D - Overall Tile condition		X			Some isolated cracked tiles noted. Some isolated chipped tiles noted. Some cracking noted at mortar.
E - Wall/Curb flashings				X	
F - Insulation				X	
G - Other				X	

GENERAL PHOTOS





Building 9 -

ITEM	Good	Fair	Poor	N/A	COMMENTS
A - Perimeter details		X			
B - Drainage		X			Some debris noted in the valleys.
C - Penetration flashings		X			A loose pipe flashing noted.
D - Overall Tile condition		X			Some isolated cracked tiles noted. Some isolated chipped tiles noted. Some cracking noted at mortar.
E - Wall/Curb flashings				X	
F - Insulation				X	
G - Other				X	Areas of past repairs noted including replacement of tiles and sealing of a crack.

GENERAL PHOTOS



Building 10 -

ITEM	Good	Fair	Poor	N/A	COMMENTS
A - Perimeter details		X			
B - Drainage		X			Some debris noted in the valleys.
C - Penetration flashings		X			
D - Overall Tile condition		X			Some isolated chipped tiles noted.
E - Wall/Curb flashings				X	
F - Insulation				X	
G - Other				X	


GENERAL PHOTOS



Building 11 -

ITEM	Good	Fair	Poor	N/A	COMMENTS
A - Perimeter details		X			
B - Drainage		X			Some debris noted in the valleys.
C - Penetration flashings		X			
D - Overall Tile condition		X			Some isolated chipped tiles noted.
E - Wall/Curb flashings				X	
F - Insulation				X	
G - Other				X	

GENERAL PHOTOS



Building 12 -

ITEM	Good	Fair	Poor	N/A	COMMENTS
A - Perimeter details		X			
B - Drainage		X			Some debris noted in the valleys.
C - Penetration flashings		X			
D - Overall Tile condition		X			Some isolated cracked tiles noted. Some isolated chipped tiled noted. Some cracking noted at mortar. Some dislodged tiles noted.
E - Wall/Curb flashings				X	
F - Insulation				X	
G - Other				X	Damaged and dislodged tiles may be allowing pests into the building/attic.

GENERAL PHOTOS





Building 13 -

ITEM	Good	Fair	Poor	N/A	COMMENTS
A - Perimeter details		X			
B - Drainage		X			
C - Penetration flashings		X			
D - Overall Tile condition		X			Some isolated tile slippage noted. A tile notched for a penetration may be exposing flashing underneath.
E - Wall/Curb flashings				X	
F - Insulation				X	
G - Other				X	

GENERAL PHOTOS



Building 14 -

ITEM	Good	Fair	Poor	N/A	COMMENTS
A - Perimeter details		X			
B - Drainage		X			
C - Penetration flashings		X			
D - Overall Tile condition		X			Some isolated cracked tiles noted. Some isolated chipped tiles noted. Some cracking noted at mortar.
E - Wall/Curb flashings				X	
F - Insulation				X	
G - Other				X	

GENERAL PHOTOS



Building 15 -

ITEM	Good	Fair	Poor	N/A	COMMENTS
A - Perimeter details		X			
B - Drainage		X			Some debris noted in the valleys.
C - Penetration flashings		X			
D - Overall Tile condition		X			Some isolated chipped tiles noted. Some cracking noted at mortar. Some isolated slipping tiles noted.
E - Wall/Curb flashings				X	
F - Insulation				X	
G - Other				X	


GENERAL PHOTOS



Building 16 –

ITEM	Good	Fair	Poor	N/A	COMMENTS
A - Perimeter details		X			
B - Drainage		X			Some debris noted in the valleys.
C - Penetration flashings		X			
D - Overall Tile condition		X			Some isolated chipped tiles noted.
E - Wall/Curb flashings				X	
F - Insulation				X	
G – Other				X	

GENERAL PHOTOS



Building 17 -

ITEM	Good	Fair	Poor	N/A	COMMENTS
A - Perimeter details		X			
B - Drainage		X			Some debris noted in the valleys.
C - Penetration flashings		X			
D - Overall Tile condition		X			Some isolated chipped tiles noted. Some cracking noted at mortar.
E - Wall/Curb flashings				X	
F - Insulation				X	
G - Other				X	

GENERAL PHOTOS



Building 18 -

ITEM	Good	Fair	Poor	N/A	COMMENTS
A - Perimeter details		X			
B - Drainage		X			Some debris noted in the valleys.
C - Penetration flashings		X			
D - Overall Tile condition		X			Some cracking noted at mortar.
E - Wall/Curb flashings				X	
F - Insulation				X	
G - Other				X	

GENERAL PHOTOS



Building 19 -

ITEM	Good	Fair	Poor	N/A	COMMENTS
A - Perimeter details		X			
B - Drainage		X			Some debris noted in the valleys.
C - Penetration flashings		X			
D - Overall Tile condition		X			Some cracking noted at mortar. A missing tile notes at valley.
E - Wall/Curb flashings				X	
F - Insulation				X	
G - Other				X	

GENERAL PHOTOS



Building 20 -

ITEM	Good	Fair	Poor	N/A	COMMENTS
A - Perimeter details		X			
B - Drainage		X			Some debris noted in the valleys.
C - Penetration flashings		X			
D - Overall Tile condition		X			Some isolated cracked tiles noted. Some cracking noted at mortar.
E - Wall/Curb flashings				X	
F - Insulation				X	
G - Other				X	

GENERAL PHOTOS



Building 21 -

ITEM	Good	Fair	Poor	N/A	COMMENTS
A - Perimeter details		X			
B - Drainage		X			Some debris noted in the valleys.
C - Penetration flashings		X			
D - Overall Tile condition		X			Some isolated chipped tiles noted. Some cracking noted at mortar.
E - Wall/Curb flashings				X	
F - Insulation				X	
G - Other				X	

GENERAL PHOTOS



Building 22 -

ITEM	Good	Fair	Poor	N/A	COMMENTS
A - Perimeter details		X			
B - Drainage		X			Some debris noted in the valleys.
C - Penetration flashings		X			
D - Overall Tile condition		X			Some isolated chipped tiles noted. Some cracking noted at mortar.
E - Wall/Curb flashings				X	
F - Insulation				X	
G - Other				X	

GENERAL PHOTOS



Building 23 -

ITEM	Good	Fair	Poor	N/A	COMMENTS
A - Perimeter details		X			
B - Drainage		X			Some debris noted in the valleys.
C - Penetration flashings		X			
D - Overall Tile condition		X			Some isolated chipped tiles noted. Some cracking noted at mortar.
E - Wall/Curb flashings				X	
F - Insulation				X	
G - Other				X	

GENERAL PHOTOS



Building 24 -

ITEM	Good	Fair	Poor	N/A	COMMENTS
A - Perimeter details		X			
B - Drainage		X			Some debris noted in the valleys.
C - Penetration flashings		X			
D - Overall Tile condition		X			Some isolated chipped tiles noted. Some cracking noted at mortar.
E - Wall/Curb flashings				X	
F - Insulation				X	
G - Other				X	


GENERAL PHOTOS



Building 25 -

ITEM	Good	Fair	Poor	N/A	COMMENTS
A - Perimeter details		X			
B - Drainage		X			Some debris noted in the valleys.
C - Penetration flashings		X			
D - Overall Tile condition		X			Some isolated chipped tiles noted. Some cracking noted at mortar.
E - Wall/Curb flashings				X	
F - Insulation				X	
G - Other				X	

GENERAL PHOTOS



Building 26 -

ITEM	Good	Fair	Poor	N/A	COMMENTS
A - Perimeter details		X			
B - Drainage		X			Some debris noted in the valleys.
C - Penetration flashings		X			
D - Overall Tile condition		X			Some isolated chipped tiles noted. Some cracking noted at mortar.
E - Wall/Curb flashings				X	
F - Insulation				X	
G - Other				X	

GENERAL PHOTOS



Building 27 -

ITEM	Good	Fair	Poor	N/A	COMMENTS
A - Perimeter details		X			
B - Drainage		X			Some debris noted in the valleys.
C - Penetration flashings		X			
D - Overall Tile condition		X			Some isolated broken tiles noted. Some isolated chipped tiles noted. Some cracking noted at mortar.
E - Wall/Curb flashings				X	
F - Insulation				X	
G - Other				X	

GENERAL PHOTOS



Building 28 -

ITEM	Good	Fair	Poor	N/A	COMMENTS
A - Perimeter details		X			
B - Drainage		X			Some debris noted in the valleys.
C - Penetration flashings		X			A loose flashing was noted at a plumbing vent.
D - Overall Tile condition		X			Some isolated chipped tiles noted. Some cracking noted at mortar.
E - Wall/Curb flashings				X	
F - Insulation				X	
G - Other				X	


GENERAL PHOTOS



Building 29 -

ITEM	Good	Fair	Poor	N/A	COMMENTS
A - Perimeter details		X			
B - Drainage		X			Some debris noted in the valleys.
C - Penetration flashings		X			
D - Overall Tile condition		X			Some isolated cracked tiles noted. Some isolated chipped tiles noted. Some cracking noted at mortar.
E - Wall/Curb flashings				X	
F - Insulation				X	
G - Other				X	

GENERAL PHOTOS



Building 30 -

ITEM	Good	Fair	Poor	N/A	COMMENTS
A - Perimeter details		X			
B - Drainage		X			Some debris noted in the valleys.
C - Penetration flashings		X			
D - Overall Tile condition		X			Some isolated cracked tiles noted. Some isolated chipped tiles noted. Some cracking noted at mortar.
E - Wall/Curb flashings				X	
F - Insulation				X	
G - Other				X	

GENERAL PHOTOS



Building 31 -

ITEM	Good	Fair	Poor	N/A	COMMENTS
A - Perimeter details		X			
B - Drainage		X			Some debris noted in the valleys.
C - Penetration flashings		X			
D - Overall Tile condition		X			A slipped tile noted at a valley. Some isolated chipped tiles noted. Some cracking noted at mortar.
E - Wall/Curb flashings				X	
F - Insulation				X	
G - Other				X	


GENERAL PHOTOS



Building 32 -

ITEM	Good	Fair	Poor	N/A	COMMENTS
A - Perimeter details		X			
B - Drainage		X			Some debris noted in the valleys.
C - Penetration flashings		X			
D - Overall Tile condition		X			Some cracking noted at mortar. A slipped tile noted at hip.
E - Wall/Curb flashings				X	
F - Insulation				X	
G - Other				X	

GENERAL PHOTOS



Building 33 -

ITEM	Good	Fair	Poor	N/A	COMMENTS
A - Perimeter details		X			
B - Drainage		X			Some debris noted in the valleys.
C - Penetration flashings		X			
D - Overall Tile condition		X			Some isolated cracked tiles noted. Some isolated chipped tiles noted. Some cracking noted at mortar.
E - Wall/Curb flashings				X	
F - Insulation				X	
G - Other				X	

GENERAL PHOTOS



Building 34 -

ITEM	Good	Fair	Poor	N/A	COMMENTS
A - Perimeter details		X			
B - Drainage		X			Some debris noted in the valleys.
C - Penetration flashings		X			
D - Overall Tile condition		X			Some isolated cracked/ broken tiles noted. Some isolated chipped tiles noted. Some cracking noted at mortar.
E - Wall/Curb flashings				X	
F - Insulation				X	
G - Other				X	

GENERAL PHOTOS



Building 35 -

ITEM	Good	Fair	Poor	N/A	COMMENTS
A - Perimeter details		X			
B - Drainage		X			Some debris noted in the valleys.
C - Penetration flashings		X			
D - Overall Tile condition		X			Some isolated cracked/broken tiles noted. Some isolated chipped tiles noted. Some cracking noted at mortar.
E - Wall/Curb flashings				X	
F - Insulation				X	
G - Other				X	

GENERAL PHOTOS



Building 36 -

ITEM	Good	Fair	Poor	N/A	COMMENTS
A - Perimeter details		X			
B - Drainage		X			Some debris noted in the valleys.
C - Penetration flashings		X			
D - Overall Tile condition		X			Some isolated chipped tiles noted. Some cracking noted at mortar.
E - Wall/Curb flashings		X			
F - Insulation				X	
G - Other				X	

GENERAL PHOTOS



Building 37 -

ITEM	Good	Fair	Poor	N/A	COMMENTS
A - Perimeter details		X			
B - Drainage		X			Some debris noted in the valleys.
C - Penetration flashings		X			
D - Overall Tile condition		X			Some isolated chipped tiles noted. Some cracking noted at mortar.
E - Wall/Curb flashings				X	
F - Insulation				X	
G - Other				X	

GENERAL PHOTOS



Building 38 -

ITEM	Good	Fair	Poor	N/A	COMMENTS
A - Perimeter details		X			
B - Drainage		X			Some debris noted in the valleys.
C - Penetration flashings		X			A bent attic vent noted.
D - Overall Tile condition		X			Some cracking noted at mortar.
E - Wall/Curb flashings				X	
F - Insulation				X	
G - Other				X	

GENERAL PHOTOS



Building 39 -

ITEM	Good	Fair	Poor	N/A	COMMENTS
A - Perimeter details		X			
B - Drainage		X			Some debris noted in the valleys.
C - Penetration flashings		X			
D - Overall Tile condition		X			
E - Wall/Curb flashings		X			
F - Insulation				X	
G - Other				X	

GENERAL PHOTOS



Building 40 -

ITEM	Good	Fair	Poor	N/A	COMMENTS
A - Perimeter details		X			
B - Drainage		X			Some debris noted in the valleys.
C - Penetration flashings		X			
D - Overall Tile condition		X			Some isolated chipped tiles noted. Some cracking noted at mortar.
E - Wall/Curb flashings				X	
F - Insulation				X	
G - Other				X	

GENERAL PHOTOS



Building 41 -

ITEM	Good	Fair	Poor	N/A	COMMENTS
A - Perimeter details		X			
B - Drainage		X			Some debris noted in the valleys.
C - Penetration flashings		X			
D - Overall Tile condition		X			Some isolated chipped tiles noted. Some cracking noted at mortar.
E - Wall/Curb flashings				X	
F - Insulation				X	
G - Other				X	

GENERAL PHOTOS



Building 42 -

ITEM	Good	Fair	Poor	N/A	COMMENTS
A - Perimeter details		X			
B - Drainage		X			Some debris noted in the valleys.
C - Penetration flashings		X			
D - Overall Tile condition		X			Some isolated cracked/broken tiles noted. Some isolated chipped tiles noted. Some cracking noted at mortar.
E - Wall/Curb flashings				X	
F - Insulation				X	
G - Other				X	

GENERAL PHOTOS



Building 43 -

ITEM	Good	Fair	Poor	N/A	COMMENTS
A - Perimeter details		X			
B - Drainage		X			Some debris noted in the valleys.
C - Penetration flashings		X			
D - Overall Tile condition		X			Some cracking noted at mortar.
E - Wall/Curb flashings		X\		X	
F - Insulation				X	
G - Other				X	

GENERAL PHOTOS








Building 44 -

ITEM	Good	Fair	Poor	N/A	COMMENTS
A - Perimeter details		X			
B - Drainage		X			Some debris noted in the valleys.
C - Penetration flashings		X			
D - Overall Tile condition		X			Some cracking noted at mortar.
E - Wall/Curb flashings				X	
F - Insulation				X	
G - Other				X	

GENERAL PHOTOS





Building 45 -

ITEM	Good	Fair	Poor	N/A	COMMENTS
A - Perimeter details		X			
B - Drainage		X			Some debris noted in the valleys.
C - Penetration flashings		X			
D - Overall Tile condition		X			Some isolated chipped tiles noted. Some cracking noted at mortar.
E - Wall/Curb flashings				X	
F - Insulation				X	
G - Other				X	

GENERAL PHOTOS



Building 46 -

ITEM	Good	Fair	Poor	N/A	COMMENTS
A - Perimeter details		X			
B - Drainage		X			Some debris noted in the valleys.
C - Penetration flashings		X			
D - Overall Tile condition		X			Some isolated cracked/broken tiles noted. Some isolated chipped tiled noted. Some cracking noted at mortar.
E - Wall/Curb flashings				X	
F - Insulation				X	
G - Other				X	

GENERAL PHOTOS





Building 47 -

ITEM	Good	Fair	Poor	N/A	COMMENTS
A - Perimeter details		X			
B - Drainage		X			Some debris noted in the valleys.
C - Penetration flashings		X			
D - Overall Tile condition		X			Some cracking noted at mortar.
E - Wall/Curb flashings				X	
F - Insulation				X	
G - Other				X	

GENERAL PHOTOS



Building Community Center -

ITEM	Good	Fair	Poor	N/A	COMMENTS
A - Perimeter details		X			
B - Drainage		X			Some debris noted in the valleys.
C - Penetration flashings		X			
D - Overall Tile condition		X			Some isolated cracked tiles noted. Some isolated chipped tiles noted. Some cracking noted at mortar.
E - Wall/Curb flashings		X			Some possible rot noted at the wall trim.
F - Insulation				X	
G - Other				X	

GENERAL PHOTOS

