






ATTACHMENT #7

| CITY | Indian Wells | Cathedral City | Coachella | Desert Hot Springs | Indio | La Quinta | Palm Desert | Palm Springs | Rancho Mirage |
|--|---|---|---|--|---|--|--|---|--|
| <p><i>City section regulating hedge heights, and its impact on residential properties.</i></p> | <p>21.50.051 (Link). 9-foot max height within rear and side yard setbacks adjacent to other residential properties. Must be setback 20' from front PL for full 9-foot height allowance at frontage. Measurement taken from finished grade of planted hedge.</p> | <p>Section 9.80.120 (Link) discusses hedge height limits only for those enclosing tennis courts. Hedges not to exceed 12' in height located towards rear half of the lot, and setback not less than 3' from PL. Section 9.80.020 promotes placement of shrubs and trees along rear/side PL to screen playground equipment. Equipment may be up to 10' in height. Otherwise, no regulations on hedge heights between residential properties.</p> <p>Street view (Link)</p>  | <p>Section 17.60.010 – Development Standards (Link) is silent regarding hedge heights at rear/side setbacks. Only mentions hedges limited to 30 inches along front yard property as approved by City Staff.</p> | <p>Section 17.40.110 (Link) states fences, walls, and hedges shall be limited as follows: 4' max height in first 10 feet of yard. In the rear or side yard areas not within the front yard setback, the wall, fence, or hedges shall not exceed 6 feet in height</p> | <p>Hedge height dictated by section 3.02.10.C, the same as walls (Fences, walls and screening) (Link). Within front setback: 3-feet, within rear/side setbacks: 6-feet. *Additional foot may be allowed for transparent fences*</p> <p>Fence/Wall height measurement – Section 3.01.03.E. Where a grade differential exists between two properties and/or a retaining wall, the height of a fence or wall is measured as the vertical distance from the average of the ground levels immediately adjacent to both sides of the fence or wall to the highest point of such fence or wall. See figure 3.01.03-2 (Link).</p> | <p>No section in the LQ Municipal Code addresses hedge heights. No definition is provided for “hedge.”</p> <p>Street view (Link)</p>  | <p>Residential hedge height limits are mentioned in 25.40.100 (Link) where hedges are limited to 3-foot max height at the corner cutback area for intersection visibility. In addition, Section 25.20.051 (Link) restricts hedge height to 3'-6" tall for downtown residential districts – not applicable to Indian Wells.</p> <p>Street view (link)</p>  | <p>93.02.00(E) (Link) only speaks to hedge heights for homes abutting golf fairways. 5' max hedge height on rear/side property abutting a fairway. Otherwise, hedge heights are not regulated on properties that don't abut a fairway. Their code speaks to Methods of measurement for properties with elevation differential that may affect walls or hedges in some cases, in the event of adjacent properties having an elevation differential at the property line, the height shall be measured from the average grade at the property line (Link). No View Shed ordinance found.</p> <p>Street view (link)</p>  | <p>Section 17.20.070 Fences, hedges, and walls (Link); limits hedge height to 3-feet on corner parcels within the corner cutback area. The rest of the section is silent on hedge height restrictions.</p> <p>Street view (Link)</p>  |
| City Survey Questions | | | | | | | | | |
| <p><i>Do you currently have any adopted codes regulating foliage height or any codes intended to protect neighboring views?</i></p> | <p>Section 21.50.051 Hedge or screen planting height standards.</p> | <p>No ordinance regarding height or density in place for residential properties. Regulations in place for foliage in ROW.</p> | <p>Code section 17.60(d)(3) regulates plant height to 30in max height along front yard property lines.</p> | <p>N/A</p> | <p>City code does not regulate the height of foliage or protect neighboring views through foliage regulations.</p> | <p>Landscaping is regulated for intersection visibility and driver safety.</p> | <p>N/A</p> | <p>N/A</p> | <p>N/A</p> |
| <p><i>If so, what type of foliage is regulated? (trees, hedges, “screen planting”)</i></p> | <p>Trees cannot grow in a manner that creates a visual obstruction or screen.</p> | <p>N/A</p> | <p>Hedges and other flora along front yard property lines.</p> | <p>N/A</p> | <p>Code does not specifically regulate foliage, only landscape screening in general terms.</p> | <p>N/A</p> | <p>N/A</p> | <p>N/A</p> | <p>N/A</p> |
| <p><i>What are the specific height regulations for foliage (e.g., maximum height allowed)?</i></p> | <p>9-foot max height for hedges.</p> | <p>N/A</p> | <p>30in max height along front yard property lines.</p> | <p>N/A</p> | <p>N/A</p> | <p>N/A</p> | <p>N/A</p> | <p>N/A</p> | <p>N/A</p> |
| <p><i>If there are height regulations, how does your code establish a benchmark for measurement (base of plant, adjacent grade)?</i></p> | <p>Base of plant</p> | <p>N/A</p> | <p>N/A</p> | <p>N/A</p> | <p>N/A – height measurement only applies to walls or fences.</p> | <p>N/A</p> | <p>N/A</p> | <p>N/A</p> | <p>Brief description in section 17.24.040 for final Planning inspection requirements for landscaping in new developments. It states: Starting six inches above the rear yard wall and extending in a "plane" to the ridge of the residential dwelling unit therein (or if no ridge, then the</p> |

