

NET CASH & INVESTMENT SUMMARY MAY 2024

<u>UNRESTRICTED FUNDS</u>	<u>May 2024</u>	<u>May 2023</u>
GENERAL FUND		
101- GENERAL	\$ 22,637,388.61	\$ 16,618,258.01
TOTAL GENERAL FUND	22,637,388.61	16,618,258.01
 <u>RESTRICTED FUNDS</u>		
SPECIAL REVENUE FUNDS		
202 - TRAFFIC SAFETY	14,017.42	12,658.64
203 - PUBLIC SAFETY 1/2 CENT SALES TAX	15,517.62	19,656.74
204 - MEASURE "A"	61,052.52	120,990.42
209 - F.A.M.D. #1	1,278,657.36	1,959,110.76
210 - SCAQMD (VEHICLE REG.)	15,271.19	14,042.38
211 - AB 3229 COPS FUNDING	61,157.06	58,129.74
214 - GAS TAX 2103 MAINTENANCE	5,485.28	13,742.95
215 - GAS TAX 2105 MAINTENANCE	4,549.80	10,808.49
216 - GAS TAX 2106 CONSTRUCT/MAINT	3,658.10	8,752.74
217 - GAS TAX 2107 MAINTENANCE	6,261.51	14,291.88
218 - GAS TAX 2107.5 ENG./ADMIN	0.00	0.00
219 - GAS TAX RMRA	213,613.77	98,760.84
228 - EMERG. UPGRADE SERVICES	4,946,902.33	5,314,621.36
247 - AB 939 RECYCLING FUND	288,235.56	325,054.45
248 - SOLID WASTE	673,671.14	682,298.38
251 - STREET LIGHTING DISTRICT 2000-1	18,472.30	16,745.76
253- INDIAN WELLS VILLAS OPERATIONS	106,610.55	1,661,107.81
254- MOUNTAIN VIEW VILLAS OPERATIONS	347,385.38	2,699,153.54
256- HOUSING AUTHORITY	1,182,728.16	0.00
271 - ELDORADO DRIVE LLMD	100,387.51	69,084.75
272 - MONTECITO/STARDUST LLMD	21,395.88	14,086.11
273 - CASA DORADO LLMD	10,978.30	10,448.27
274 - THE COVE LLMD	10,590.82	9,525.46
275 - SH 111/IWGR (ENTRANCE) LLMD	263,147.39	193,941.88
276 - CLUB/IW LANE LLMD	45,782.24	30,904.43
277 - COLONY LLMD	119,211.32	105,042.73
278 - COLONY COV ESTATES LLMD	54,233.36	56,563.75
279 - DESERT HORIZONS LLMD	195,326.76	178,497.79
280 - MOUNTAIN GATE LLMD	117,297.20	111,861.74
281 - MOUNTAIN GATE ESTATES LLMD	52,388.99	51,977.25
282 - VILLAGIO LLMD	273,829.42	271,855.39
283 - VAIDYA LLMD	37,919.10	37,122.36
284 - CLUB, SOUTH OF 111 LLMD	38,875.44	34,408.92
285 - MONTELENA LLMD	113,357.83	105,305.91
286 - SUNDANCE LLMD	25,633.09	22,218.97
287 - PROVINCE LLMD	177,840.52	209,728.39
288 - PROVINCE DBAD	559,670.58	564,648.30
TOTAL SPECIAL REVENUE FUNDS	11,461,112.80	15,107,149.28
 CAPITAL PROJECT FUNDS		
310 - PARK FACILITIES FEES	0.00	20,554.00
311 - TRANSPORTATION FACILITIES FEES	10,063.17	0.00
313 - RECREATION FACILITIES FEES	217.21	0.00
314 - PARK-IN-LIEU FEES	6,043.16	92,031.45
315 - CITYWIDE PUBLIC IMPROVEMENT FEE	6,341.35	0.00
316 - CAPITAL IMPROVEMENT	11,782,829.89	5,443,593.94
319 - ART IN PUBLIC PLACES	752,814.64	492,573.64
321 - HIGHWAY 111 CIRCULATION IMP FEE	36,460.70	37,219.70
TOTAL CAPITAL PROJECT FUNDS	12,594,770.12	6,085,972.73

ATTACHMENT #1

<u>RESTRICTED FUNDS (Cont.)</u>	<u>May</u>	<u>May</u>
	<u>2024</u>	<u>2023</u>
REPLACEMENT FUNDS		
326 - BUILDINGS CAPITAL RESERVE	2,113,012.80	1,993,339.80
327 - BRIDGES CAPITAL RESERVE	1,916,148.00	1,792,463.00
328 - MEDIANS & PARKWAYS CAPITAL RESERVE	1,557,830.07	1,426,844.07
329 - STORM DRAINS CAPITAL RESERVE	865,812.00	720,731.00
330 - TRAFFIC SIGNALS CAPITAL RESERVE	739,387.00	591,621.00
331 - TECHNOLOGY CAPITAL RESERVE	689,055.00	540,371.00
332 - CITY STREETS CAPITAL RESERVE	17,010,165.00	17,162,229.00
333 - CITY VEHICLES CAPITAL RESERVE	280,826.00	123,930.00
350 - DISASTER RECOVERY RESERVE	433,619.00	292,250.00
TOTAL REPLACEMENT FUNDS	<u>25,605,854.87</u>	<u>24,643,778.87</u>
SUCCESSOR AGENCY FUNDS		
453 - DEBT SERVICE	5,352,411.68	5,165,500.00
456 - RDA OBLIGATION RETIREMENT	(661,303.00)	2,165,923.00
TOTAL SUCCESSOR AGENCY FUNDS	<u>4,691,108.68</u>	<u>7,331,423.00</u>
FINANCING AUTHORITY FUNDS		
460 - INDIAN WELLS FINANCING AUTHORITY	0.93	277.98
TOTAL FINANCING AUTHORITY FUNDS	<u>0.93</u>	<u>277.98</u>
ENTERPRISE FUNDS		
560 - INDIAN WELLS GOLF RESORT	1,185,465.30	4,972,342.02
TOTAL ENTERPRISE FUNDS	<u>1,185,465.30</u>	<u>4,972,342.02</u>
INTERNAL SERVICE FUNDS		
601 - OPEB BENEFIT FUND	396,404.86	1,679,383.64
TOTAL INTERNAL SERVICE FUNDS	<u>396,404.86</u>	<u>1,679,383.64</u>
RESERVE FUNDS		
602 - COMPENSATED ABSENCES	613,149.00	581,645.00
TOTAL RESERVE FUNDS	<u>613,149.00</u>	<u>581,645.00</u>
TRUST & AGENCY FUNDS		
732 - SPECIAL DEPOSITS	705,956.85	805,917.15
TOTAL TRUST & AGENCY FUNDS	<u>705,956.85</u>	<u>805,917.15</u>
TOTAL ALL FUNDS	<u>79,891,212.02</u>	<u>77,826,147.68</u>
FISCAL AGENTS		
253 - INDIAN WELLS VILLAS	83,048.38	125,080.14
254 - MOUNTAIN VIEW VILLAS	413,127.66	510,715.92
453 - US BANK TRUSTEE - SUCCESSOR AGENCY DEBT SERVICE	585.15	2,493.77
460 - US BANK - INDIAN WELLS FINANCE AUTHORITY	6,727,560.28	11,228,274.31
560 - INDIAN WELLS GOLF RESORT	3,144,119.50	312,883.87
601 - PARS SECTION 115 TRUST - PENSION	941,533.69	857,147.39
601 - PARS SECTION 115 TRUST - OPEB	516,376.32	208,040.44
TOTAL FISCAL AGENTS	<u>11,826,350.98</u>	<u>13,244,635.84</u>
TOTAL ALL FUNDS & FISCAL AGENTS	<u>\$ 91,717,563.00</u>	<u>\$ 91,070,783.52</u>
UNRESTRICTED FUNDS	22,637,388.61	16,618,258.01
RESTRICTED FUNDS	<u>69,080,174.39</u>	<u>74,452,525.51</u>
	<u>\$ 91,717,563.00</u>	<u>\$ 91,070,783.52</u>

City of Indian Wells
Bank Reconciliation Report - City Held Cash
 Finance Department

MONTH: **May 31, 2024**

Investment #	Investment Type	Investment Description	Book Value
Bank Checking & Sweep			
1		Pacific Western Bank - Sweep ***1117	1,001,492.28
2		Pacific Western Bank - Accts. Payable ***3411	0.00
3		Pacific Western Bank - Pavroll ***1752	0.00
6		Pacific Western Bank - Ambulance **7937	0.00
7		Pacific Western Bank - Public Funds MMA **5064	15,803.84
8		US Bank Money Market - Investment	0.00
9		US Bank Money Market - 4590	3,230,655.54
10		US Bank Money Market - 4591	9,529,922.53
19		Petty Cash	2,000.00
			13,779,874.19
Managed Pool Accounts			
21		Local Agency Investment Fund - City 98-33-385	5,035,303.04
			5,035,303.04
Certificates of Deposit			
499		Certificate of Deposit-Capital One Bank 14042TAY3	247,000.00
501		Certificate of Deposit-BankWest 06652CHA2	249,000.00
512		Certificate of Deposit-BMW Bank North America 05580AVX9	250,000.00
513		Certificate of Deposit-Nicolet Nation Bank 654062JZ2	250,000.00
514		Certificate of Deposit-Live Oak Banking Company 538036LD4	250,000.00
515		Certificate of Deposit-Alma Bank 020080BX4	250,000.00
516		Certificate of Deposit-State Bank of India 856285TF8	248,000.00
517		Certificate of Deposit-First Natl Bank of McCreary TX 32112UDR9	249,000.00
518		Certificate of Deposit-Centerstate Bank 15201QDE4	248,000.00
519		Certificate of Deposit-Northwest Bank 66736ABV0	249,000.00
522		Certificate of Deposit-Pacific Western Bank 69506YRL5	248,000.00
525		Certificate of Deposit-Bank of Baroda 06063HMS9	249,000.00
548		Certificate of Deposit-Toyota Financial Sas Bank 89235MKY6	250,000.00
550		Certificate of Deposit-Greenstate Credit Union 39573LBL1	250,000.00
557		Certificate of Deposit-Pentacon Federal Credit Union 70962LAS1	249,000.00
558		Certificate of Deposit-Nelnet Bank, Inc 64034KAG6	250,000.00
561		Certificate of Deposit-Beal Bank 07371AYE7	250,000.00
562		Certificate of Deposit-Beal Bank USA 07371CE88	250,000.00
573		Certificate of Deposit-Capital One NA 14042RUJ8	250,000.00
574		Certificate of Deposit-Austin Telco Fed Credit Union 052392BT3	250,000.00
575		Certificate of Deposit-Synchrony Bank 87164XR65	250,000.00
581		Certificate of Deposit-Pacific Western Bank Certificate 0059863003	263,664.30
585		Certificate of Deposit-Liberty First Credit Union 530520AK1	249,000.00
586		Certificate of Deposit-First Guaranty Bank Hammond LA	249,000.00
587		Certificate of Deposit-Medallion Bank Utah 58404DSW2	249,000.00
588		Certificate of Deposit-Pitney Bowes Bank 724468AG8	244,000.00
589		Certificate of Deposit-Bank Five Nine 062119CD2	249,000.00
590		Certificate of Deposit-First Foundation Bank 32026JWU51	244,000.00
591		Certificate of Deposit-Summit National Bank 86616RAG0	249,000.00
592		Certificate of Deposit-First National Bank of America 32110YD93	249,000.00
597		Certificate of Deposit-Moragan Stanley Private Bank 61768ET29	244,000.00
598		Certificate of Deposit-Cross River Bank 227563EX7	244,000.00
599		Certificate of Deposit-Universal Bank and Trust Co 91527PCF2	249,000.00
			8,218,664.30
Medium Term Corporate Notes			
524		Bank of New York Mellon Corp 06406RAN7	1,003,416.90
526		Montebello CA Pens Obliq AA 612285AE6	1,016,362.14
533		JP Moragan Chase Bank NA 46632FRU1	2,000,000.00
538		JP Moragan Chase 48128G2Q2	1,000,000.00
549		Bank of America MTN 06048WWM31	1,000,000.00
556		Bank of America MTN 06048WWM72	1,000,000.00
576		John Deere Capital Corp 24422EWR6	1,019,922.95
			8,039,701.99
Federal Agency Issues			
542		Fed. Farm Credit Bank 3130ALJ62	1,000,000.00
544		Fed. Farm Credit Bank 3130ALMM3	2,000,000.00
546		Fed. Farm Credit Bank 3130ALW67	1,000,000.00
551		Fed. Farm Credit Bank 3130AMW57	2,000,000.00
559		Fed. Farm Credit Bank 3130AQWF6	1,000,000.00
560		Fed. Home Loan Bank 3130AQWJ8	1,000,000.00
563		Fed. Home Loan Bank 3130AQZ55	1,000,000.00
564		Fed. Home Loan Mta Corp 3134GXM9	1,000,000.00
566		Fed. Home Loan Bank 3130ARGE5	1,000,000.00
567		Fed. Home Loan Mta Corp 3134GXOP2	1,000,000.00
568		Fed. Home Loan Bank 3130AS3Z0	1,700,000.00
569		Fed. Home Loan Bank 3134GXUM4	1,000,000.00
571		Fed. Home Loan Bank 3130ASS67	1,000,000.00
572		Fed. Home Loan Bank 3130ASS91	1,000,000.00
582		Fed. Farm Credit Bank 3133EPPC3	2,000,000.00
			18,700,000.00
Municipal Bonds			
537		Dixon CA Unified School District 255651KY6	500,224.70
531		Natomas CA School District 63877NMM6	300,000.00
			800,224.70
Treasury Discounts-Amortizing			
595		United States Treasury Bill 912797F51	1,022,312.61
600		United States Treasury Bill 912797KN6	1,989,688.21
601		United States Treasury Bill 912797JU2	1,983,204.89
602		United States Treasury Bill 912797KL0	1,969,929.12
			6,965,134.83
Treasury Securities			
593		United States Treasury Bill 91282CFU0	9,928,598.48
594		United States Treasury Bill 912810FF0	13,543,813.57
			23,472,412.05
Total Pooled Cash and Investments			\$ 85,011,315.10
Fair Value Increase (over cost)			(5,089,294.87)
Outstanding items			
		Warrants/Wire Transfers Outstanding (Bank)	(139,234.72)
		Outgoing ACH Payments Outstanding (GL)	115,465.33
		Incoming ACH Payments Outstanding (GL)	(29,964.81)
		Credit Card in Transit	22,925.99
			(30,808.21)
Total Outstanding Items			(30,808.21)
Reconciled Bank Balance			\$ 79,891,212.02
General Ledger Balance			\$ 79,891,212.02
			0.00



The City of Indian Wells
Portfolio Management
Portfolio Summary
May 31, 2024


City of Indian Wells
 44-950 Eldorado Drive
 Indian Wells CA 92210
 (760)346-2489

Investments	Par Value	Market Value	Book Value	% of Portfolio	Term	Days to Maturity	YTM 360 Equiv.	YTM 365 Equiv.
Managed Pool Accounts - LAIF	5,035,303.04	5,035,303.04	5,035,303.04	5.92	1	1	4.273	4.332
Money Market Sweep/Checking Account	13,779,874.19	13,779,874.19	13,779,874.19	16.21	1	1	4.786	4.853
Negotiable CD's	7,955,000.00	7,699,060.94	7,955,000.00	9.36	1,824	926	2.184	2.214
Medium Term Corporate Notes	8,000,000.00	7,468,370.00	8,039,701.99	9.46	1,803	672	1.340	1.359
Federal Agency Issues - Callables	18,700,000.00	17,931,472.00	18,700,000.00	22.00	1,450	620	2.517	2.552
Treasury Securities	23,000,000.00	23,216,310.00	23,472,412.05	27.61	1,638	1,467	4.207	4.265
Miscellaneous Securities - Coupon	800,000.00	782,335.00	800,224.70	0.94	1,449	198	0.654	0.663
Treasury Discounts -Amortizing	7,024,000.00	6,963,324.96	6,965,134.83	8.19	140	61	5.083	5.153
Componding Certificates of Deposit	263,664.30	263,664.30	263,664.30	0.31	396	36	5.370	5.445
	84,557,841.53	83,139,714.43	85,011,315.10	100.00%	1,139	699	3.514	3.563

Investments

Total Earnings	May 31 Month Ending
Current Year	244,437.77
Average Daily Balance	82,082,905.40
Effective Rate of Return	3.51%

The above investments are consistent with the City's investment policy and allowable under current legislation of the State of California. Investments were purchased using safety, liquidity, and yield as criteria. In addition, cash flow from revenue and maturing investments will be sufficient to cover expenditures for the next six months. All securities are "Marked-to-Market" on a monthly basis.


 Kevin McCarthy, Finance Director

Reporting period 05/01/2024-05/31/2024

Run Date: 07/02/2024 - 18:19

No fiscal year history available

Portfolio CITY
 AP
 PM (PRF_PM1) 7.3.11
 Report Ver. 7.3.11

**The City of Indian Wells
Portfolio Management
Portfolio Details - Investments
May 31, 2024**

CUSIP	Investment #	Issuer	Average Balance	Purchase Date	Par Value	Market Value	Book Value	Stated Rate	Fitch	YTM 360	Days to Maturity	Maturity Date
Managed Pool Accounts - LAIF												
SYS21	21	LAIF - City			5,035,303.04	5,035,303.04	5,035,303.04	4.332		4.273	1	
SYS23	23	LAIF - Redevelopment			0.00	0.00	0.00	0.233		0.230	1	
Subtotal and Average			4,938,528.85		5,035,303.04	5,035,303.04	5,035,303.04			4.273	1	
Money Market Sweep/Checking Account												
SYS1	1	Pacific Western Bank			1,001,492.28	1,001,492.28	1,001,492.28	0.250		0.247	1	
SYS6	6	Pacific Western Bank-Ambulance		07/01/2022	0.00	0.00	0.00			0.000	1	
SYS7	7	Pacific Western-PublicFundsMMA			15,803.84	15,803.84	15,803.84	4.420		4.359	1	
SYS8	8	US Bank Money Market		07/01/2022	0.00	0.00	0.00			0.000	1	
SYS10	10	US Bank Money Market-4591		08/30/2022	9,529,922.53	9,529,922.53	9,529,922.53	5.210		5.139	1	
SYS9	9	US Bank Money Market-4590		08/30/2022	3,230,655.54	3,230,655.54	3,230,655.54	5.230		5.158	1	
SYS2	2	Pacific Western - Acct Payable		07/01/2022	0.00	0.00	0.00			0.000	1	
SYS3	3	Pacific Western-Payroll		07/01/2022	0.00	0.00	0.00			0.000	1	
SYS4	4	Union Bank-Checking			0.00	0.00	0.00	0.200		0.197	1	
SYS19	19	Petty Cash		07/01/2022	2,000.00	2,000.00	2,000.00			0.000	1	
SYS5	5	WestAmerica Bank		07/01/2022	0.00	0.00	0.00			0.000	1	
Subtotal and Average			10,958,538.68		13,779,874.19	13,779,874.19	13,779,874.19			4.786	1	
Negotiable CD's												
020080BX4	515	Alma Bank		03/31/2020	250,000.00	242,045.00	250,000.00	1.400		1.380	300	03/28/2025
052392BT3	574	Austin Telco Fed Credit Union		09/21/2022	250,000.00	242,010.00	250,000.00	3.800		3.748	1,207	09/21/2027
06063HMS9	525	Bank of Baroda		07/22/2020	249,000.00	236,522.61	249,000.00	0.700		0.690	416	07/22/2025
062119CD2	589	Bank Five Nine		07/31/2023	249,000.00	246,539.88	249,000.00	4.500		4.438	1,518	07/28/2028
06652CHA2	501	BankWest Inc.		07/26/2019	249,000.00	247,707.69	249,000.00	2.000		1.973	55	07/26/2024
07371AYE7	561	Beal Bank - Plano TX		02/23/2022	250,000.00	230,992.50	250,000.00	1.900		1.874	991	02/17/2027
07371CE88	562	Beal Bank USA		02/23/2022	250,000.00	230,992.50	250,000.00	1.900		1.874	991	02/17/2027
05580AVX9	512	BMW BANK NORTH AMERICA		03/31/2020	250,000.00	242,305.00	250,000.00	1.550		1.529	303	03/31/2025
14042TAY3	499	Capital One Bank USA NA		07/18/2019	247,000.00	246,419.55	247,000.00	2.300		0.000	25	06/26/2024
14042RUJ8	573	Capital One NA		09/21/2022	250,000.00	242,732.50	250,000.00	3.900		0.000	1,207	09/21/2027
15201QDE4	518	Centerstate Bank NA		04/30/2020	248,000.00	239,012.48	248,000.00	1.250		1.233	333	04/30/2025
227563EX7	598	Cross River Bank		03/07/2024	244,000.00	239,242.00	244,000.00	4.250		4.192	1,740	03/07/2029
320437AD8	586	First Guaranty Bank Hammond LA		08/11/2023	249,000.00	246,549.84	249,000.00	4.500		4.438	1,525	08/04/2028
32110YD93	592	First National Bank of America		08/16/2023	249,000.00	251,908.32	249,000.00	4.450		4.394	1,536	08/15/2028
32026UW51	590	First Foundation Bank		08/16/2023	244,000.00	241,120.80	244,000.00	4.450		0.000	1,530	08/09/2028
32112UDR9	517	First Natl Bank of McGregor TX		04/28/2020	249,000.00	240,222.75	249,000.00	1.350		1.332	331	04/28/2025
39573LBL1	550	Greenstate Credit Union		06/16/2021	250,000.00	229,890.00	250,000.00	0.900		0.888	745	06/16/2026
530520AK1	585	Liberty First Credit Union		08/11/2023	249,000.00	250,337.13	249,000.00	4.700		4.641	1,528	08/07/2028
538036LD4	514	Live Oak Banking Company		03/31/2020	250,000.00	242,002.50	250,000.00	1.400		1.382	303	03/31/2025

Portfolio CITY
AP

**The City of Indian Wells
Portfolio Management
Portfolio Details - Investments
May 31, 2024**

CUSIP	Investment #	Issuer	Average Balance	Purchase Date	Par Value	Market Value	Book Value	Stated Rate	Fitch	YTM 360	Days to Maturity	Maturity Date
Negotiable CD's												
58404DSW2	587	Medallion Bank Utah		07/31/2023	249,000.00	245,636.01	249,000.00	4.400		4.406	1,521	07/31/2028
61768ET29	597	Morgan Stanley Private Bank		03/06/2024	244,000.00	240,271.68	244,000.00	4.350		4.290	1,739	03/06/2029
64034KAG6	558	Nelnet Bank, Inc.		02/02/2022	250,000.00	228,707.50	250,000.00	1.500		1.479	976	02/02/2027
654062JZ2	513	Nicolet National Bank		03/31/2020	250,000.00	242,005.00	250,000.00	1.400		1.382	303	03/31/2025
66736ABV0	519	Northwest Bank		04/30/2020	249,000.00	239,841.78	249,000.00	1.200		1.184	333	04/30/2025
69506YRL5	522	Pacific Western Bank CA CD		04/30/2020	248,000.00	239,012.48	248,000.00	1.250		1.233	333	04/30/2025
70962LAS1	557	Pentagon Federal Credit Union		09/29/2021	249,000.00	226,599.96	249,000.00	0.900		0.888	850	09/29/2026
724468AG8	588	Pitney Bowes Bank Inc.		07/31/2023	244,000.00	240,657.20	244,000.00	4.400		0.000	1,521	07/31/2028
856285TF8	516	State Bank of India NY, NY CD		04/29/2020	248,000.00	239,798.64	248,000.00	1.600		1.578	332	04/29/2025
86616RAG0	591	Summit National Bank		08/16/2023	249,000.00	249,393.42	249,000.00	4.500		4.443	1,531	08/10/2028
87164XR65	575	Synchrony Bank		09/23/2022	250,000.00	243,102.50	250,000.00	3.950		3.896	1,209	09/23/2027
89235MKY6	548	Toyota Financial Sgs Bk		04/22/2021	250,000.00	231,267.50	250,000.00	0.900		0.888	690	04/22/2026
91527PCF2	599	Universal Bank and Trust Co.		03/13/2024	249,000.00	244,214.22	249,000.00	4.250		4.192	1,746	03/13/2029
Subtotal and Average			7,955,000.00		7,955,000.00	7,699,060.94	7,955,000.00			2.184	926	
Medium Term Corporate Notes												
06048WM31	549	Bank of America MTN A		05/28/2021	1,000,000.00	910,170.00	1,000,000.00	1.250		1.233	726	05/28/2026
06048WM72	556	Bank of America MTN A		07/30/2021	1,000,000.00	902,290.00	1,000,000.00	1.200		1.184	789	07/30/2026
06406RAN7	524	Bank of New York Mellon Corp		05/14/2020	1,000,000.00	966,400.00	1,003,416.90	1.600		1.190	327	04/24/2025
24422EWR6	576	John Deere Capital Corp		05/18/2023	1,000,000.00	993,700.00	1,019,922.95	4.750		4.083	1,328	01/20/2028
48128G2Q2	538	JPMorgan Chase & Co		02/26/2021	1,000,000.00	910,370.00	1,000,000.00	0.800		0.789	635	02/26/2026
46632FRU1	533	JP Morgan Chase Bank NA		01/22/2021	2,000,000.00	1,815,080.00	2,000,000.00	0.700		0.690	600	01/22/2026
612285AE6	526	Montebello CA Pens Oblig AA		07/17/2020	1,000,000.00	970,360.00	1,016,362.14	2.503		0.819	365	06/01/2025
Subtotal and Average			8,040,701.78		8,000,000.00	7,468,370.00	8,039,701.99			1.340	672	
Federal Agency Issues - Callables												
3133EPPC3	582	Fed. Farm Credit Bank		07/03/2023	2,000,000.00	1,999,760.00	2,000,000.00	5.375		5.301	32	07/03/2024
3130ALJ62	542	Fed. Home Loan Bank		03/24/2021	1,000,000.00	929,170.00	1,000,000.00	0.875		0.863	661	03/24/2026
3130ALMM3	544	Fed. Home Loan Bank		03/30/2021	2,000,000.00	1,861,320.00	2,000,000.00	1.000		0.986	667	03/30/2026
3130ALW67	546	Fed. Home Loan Bank		04/22/2021	1,000,000.00	930,250.00	1,000,000.00	1.100		1.085	690	04/22/2026
3130AMW57	551	Fed. Home Loan Bank		06/30/2021	2,000,000.00	1,861,920.00	2,000,000.00	0.750		0.700	759	06/30/2026
3130AQWF6	559	Fed. Home Loan Bank		02/25/2022	1,000,000.00	932,230.00	1,000,000.00	2.150		2.121	999	02/25/2027
3130AQWJ8	560	Fed. Home Loan Bank		02/24/2022	1,000,000.00	930,140.00	1,000,000.00	2.050		2.022	998	02/24/2027
3130AQZ55	563	Fed. Home Loan Bank		03/10/2022	1,000,000.00	940,380.00	1,000,000.00	2.500		2.466	1,012	03/10/2027
3130ARGE5	566	Fed. Home Loan Bank		04/21/2022	1,000,000.00	951,790.00	1,000,000.00	3.000		2.959	1,054	04/21/2027
3130AS3Z0	568	Fed. Home Loan Bank		05/26/2022	1,700,000.00	1,681,402.00	1,700,000.00	3.000		2.959	178	11/26/2024
3130ASS67	571	Fed. Home Loan Bank		08/16/2022	1,000,000.00	984,630.00	1,000,000.00	4.500		4.438	1,171	08/16/2027
3130ASS91	572	Fed. Home Loan Bank		08/10/2022	1,000,000.00	973,330.00	1,000,000.00	4.000		3.945	1,165	08/10/2027

Portfolio CITY
AP

**The City of Indian Wells
Portfolio Management
Portfolio Details - Investments
May 31, 2024**

CUSIP	Investment #	Issuer	Average Balance	Purchase Date	Par Value	Market Value	Book Value	Stated Rate	Fitch	YTM 360	Days to Maturity	Maturity Date
Federal Agency Issues - Callables												
3134GXM9	564	Fed. Home Loan Mtg Corp		03/25/2022	1,000,000.00	975,400.00	1,000,000.00	2.200		2.170	297	03/25/2025
3134GXQP2	567	Fed. Home Loan Mtg Corp		04/28/2022	1,000,000.00	979,940.00	1,000,000.00	3.030		2.988	331	04/28/2025
3134GXUM4	569	Fed. Home Loan Mtg Corp		06/07/2022	1,000,000.00	999,810.00	1,000,000.00	3.050		3.008	6	06/07/2024
Subtotal and Average			18,700,000.00		18,700,000.00	17,931,472.00	18,700,000.00			2.517	620	
Treasury Securities												
91282CFU0	593	U.S. Treasury		12/12/2023	10,000,000.00	9,841,000.00	9,928,598.48	4.125		4.294	1,247	10/31/2027
912810FF0	594	U.S. Treasury		12/14/2023	13,000,000.00	13,375,310.00	13,543,813.57	5.250		4.143	1,628	11/15/2028
Subtotal and Average			23,476,563.74		23,000,000.00	23,216,310.00	23,472,412.05			4.207	1,467	
Miscellaneous Securities - Coupon												
255651KY6	537	Dixon CA Unified School Dist		02/18/2021	500,000.00	496,090.00	500,224.70	0.672		0.395	61	08/01/2024
63877NMM6	531	Natomas CA Sch Dist AA Insured		10/01/2020	300,000.00	286,245.00	300,000.00	1.100		1.085	426	08/01/2025
Subtotal and Average			800,277.25		800,000.00	782,335.00	800,224.70			0.654	198	
Treasury Discounts -Amortizing												
912797FS1	595	U.S. Treasury		12/21/2023	1,024,000.00	1,022,504.96	1,022,312.61	4.904		5.094	12	06/13/2024
912797KN6	600	U.S. Treasury		03/28/2024	2,000,000.00	1,989,460.00	1,989,688.21	4.876		5.013	38	07/09/2024
912797JU2	601	U.S. Treasury		03/28/2024	2,000,000.00	1,982,780.00	1,983,204.89	4.926		5.096	61	08/01/2024
912797KL0	602	U.S. Treasury		03/28/2024	2,000,000.00	1,968,580.00	1,969,929.12	4.941		5.133	110	09/19/2024
Subtotal and Average			6,950,805.27		7,024,000.00	6,963,324.96	6,965,134.83			5.083	61	
Componding Certificates of Deposit												
SYS581	581	Pacific Western Bank		06/07/2023	263,664.30	263,664.30	263,664.30	5.370		5.370	36	07/07/2024
Subtotal and Average			262,489.83		263,664.30	263,664.30	263,664.30			5.370	36	
Total and Average			82,082,905.40		84,557,841.53	83,139,714.43	85,011,315.10			3.514	699	




**2014, 2015, 2016, 2020 Series
Portfolio Management
Portfolio Summary
May 31, 2024**

City of Indian Wells
44-950 Eldorado Drive
Indian Wells CA 92210
(760)346-2489

Investments	Par Value	Market Value	Book Value	% of Portfolio	Term	Days to Maturity	YTM 360 Equiv.	YTM 365 Equiv.
Money Market Sweep/Checking Account	578.60	578.60	578.60	100.00	1	1	0.000	0.000
Investments	578.60	578.60	578.60	100.00%	1	1	0.000	0.000

Total Earnings	May 31 Month Ending
Current Year	0.00
Average Daily Balance	576.23
Effective Rate of Return	0.00%



Kevin McCarthy, Agency Treasurer

**2014, 2015, 2016, 2020 Series
Portfolio Management
Portfolio Details - Investments
May 31, 2024**

CUSIP	Investment #	Issuer	Average Balance	Purchase Date	Par Value	Market Value	Book Value	Stated Rate	Fitch	YTM 365	Days to Maturity	Maturity Date
Money Market Sweep/Checking Account												
SYS28	28	2014A Bonds Reserve		07/01/2022	0.00	0.00	0.00			0.000	1	
SYS26	26	All Bond Series Principal		07/01/2022	11.96	11.96	11.96			0.000	1	
SYS25	25	All Bond Series Interest		07/01/2022	473.61	473.61	473.61			0.000	1	
SYS27	27	All Bond Series Debt Svc		07/01/2022	93.03	93.03	93.03			0.000	1	
SYS24	1	Cost Of Issuance Escrow		07/01/2022	0.00	0.00	0.00			0.000	1	
Subtotal and Average			576.23		578.60	578.60	578.60			0.000	1	
Total and Average			576.23		578.60	578.60	578.60			0.000	1	



**2015 A Bonds
Portfolio Management
Portfolio Summary
May 31, 2024**

City of Indian Wells
44-950 Eldorado Drive
Indian Wells CA 92210
(760)346-2489

Investments	Par Value	Market Value	Book Value	% of Portfolio	Term	Days to Maturity	YTM 360 Equiv.	YTM 365 Equiv.
Money Market Sweep/Checking Account	1.00	1.00	1.00	100.00	1	1	0.000	0.000
Investments	1.00	1.00	1.00	100.00%	1	1	0.000	0.000

Total Earnings	May 31 Month Ending
Current Year	0.00
Average Daily Balance	1.00
Effective Rate of Return	0.00%


Kevin McCarthy, Agency Treasurer

**2015 A Bonds
Portfolio Management
Portfolio Details - Investments
May 31, 2024**

CUSIP	Investment #	Issuer	Average Balance	Purchase Date	Par Value	Market Value	Book Value	Stated Rate	Fitch	YTM 365	Days to Maturity	Maturity Date
Money Market Sweep/Checking Account												
SYS27	27	2015 A Reserve		07/01/2022	1.00	1.00	1.00			0.000	1	
SYS22	22	UBC Cost Of Issuance Escrow		07/01/2022	0.00	0.00	0.00			0.000	1	
Subtotal and Average			1.00		1.00	1.00	1.00			0.000	1	
Total and Average			1.00		1.00	1.00	1.00			0.000	1	



**2016 A Bonds
Portfolio Management
Portfolio Summary
May 31, 2024**

City of Indian Wells
44-950 Eldorado Drive
Indian Wells CA 92210
(760)346-2489

Investments	Par Value	Market Value	Book Value	% of Portfolio	Term	Days to Maturity	YTM 360 Equiv.	YTM 365 Equiv.
Money Market Sweep/Checking Account	1.00	1.00	1.00	100.00	1	1	0.000	0.000
Investments	1.00	1.00	1.00	100.00%	1	1	0.000	0.000

Total Earnings	May 31 Month Ending
Current Year	0.00
Average Daily Balance	1.00
Effective Rate of Return	0.00%


Kevin McCarthy, Agency Treasurer

**2016 A Bonds
Portfolio Management
Portfolio Details - Investments
May 31, 2024**

CUSIP	Investment #	Issuer	Average Balance	Purchase Date	Par Value	Market Value	Book Value	Stated Rate	Fitch	YTM 365	Days to Maturity	Maturity Date
Money Market Sweep/Checking Account												
SYS28	1	UBC Cost Of Issuance Escrow		07/01/2022	0.00	0.00	0.00			0.000	1	
SYS33	2	Union Bank Reserve Account		07/01/2022	1.00	1.00	1.00			0.000	1	
Subtotal and Average			1.00		1.00	1.00	1.00			0.000	1	
Total and Average			1.00		1.00	1.00	1.00			0.000	1	




**2020 A Bonds
Portfolio Management
Portfolio Summary
May 31, 2024**

City of Indian Wells
44-950 Eldorado Drive
Indian Wells CA 92210
(760)346-2489

Investments	Par Value	Market Value	Book Value	% of Portfolio	Term	Days to Maturity	YTM 360 Equiv.	YTM 365 Equiv.
Money Market Sweep/Checking Account	1.00	1.00	1.00	100.00	1	1	0.000	0.000
Investments	1.00	1.00	1.00	100.00%	1	1	0.000	0.000

Total Earnings	May 31 Month Ending
Current Year	0.00
Average Daily Balance	1.00
Effective Rate of Return	0.00%


Kevin McCarthy, Agency Treasurer

**2020 A Bonds
Portfolio Management
Portfolio Details - Investments
May 31, 2024**

CUSIP	Investment #	Issuer	Average Balance	Purchase Date	Par Value	Market Value	Book Value	Stated Rate	Fitch	YTM 365	Days to Maturity	Maturity Date
Money Market Sweep/Checking Account												
SYS1	1	2020 A Bonds COI		07/01/2022	0.00	0.00	0.00			0.000	1	
SYS2	2	2020 A Bonds Reserve		07/01/2022	1.00	1.00	1.00			0.000	1	
Subtotal and Average			1.00		1.00	1.00	1.00			0.000	1	
Total and Average			1.00		1.00	1.00	1.00			0.000	1	




**2022 Bonds
Portfolio Management
Portfolio Summary
May 31, 2024**

City of Indian Wells
44-950 Eldorado Drive
Indian Wells CA 92210
(760)346-2489

Investments	Par Value	Market Value	Book Value	% of Portfolio	Term	Days to Maturity	YTM 360 Equiv.	YTM 365 Equiv.
Money Market Sweep/Checking Account	6,756,165.12	6,756,165.12	6,756,165.12	100.00	1	1	0.000	0.000
Investments	6,756,165.12	6,756,165.12	6,756,165.12	100.00%	1	1	0.000	0.000

Total Earnings	May 31 Month Ending
Current Year	0.00
Average Daily Balance	6,728,483.02
Effective Rate of Return	0.00%


Kevin McCarthy, Agency Treasurer

**2022 Bonds
Portfolio Management
Portfolio Details - Investments
May 31, 2024**

CUSIP	Investment #	Issuer	Average Balance	Purchase Date	Par Value	Market Value	Book Value	Stated Rate	Fitch	YTM 365	Days to Maturity	Maturity Date
Money Market Sweep/Checking Account												
SYS2	2	2022 Bonds COI		07/01/2022	0.00	0.00	0.00			0.000	1	
SYS4	4	2022 Bonds Interest		03/16/2023	249.44	249.44	249.44			0.000	1	
SYS1	1	2022 Bonds Project Fund		07/01/2022	6,754,537.00	6,754,537.00	6,754,537.00			0.000	1	
SYS5	5	2022 Bonds Redemption Fund		03/16/2023	1,378.67	1,378.67	1,378.67			0.000	1	
SYS3	3	2022 Bonds Payment Fund		09/21/2022	0.01	0.01	0.01			0.000	1	
Subtotal and Average			6,728,483.02		6,756,165.12	6,756,165.12	6,756,165.12			0.000	1	
Total and Average			6,728,483.02		6,756,165.12	6,756,165.12	6,756,165.12			0.000	1	