

## ATTACHMENT #1

## NET CASH &amp; INVESTMENT SUMMARY APRIL 2024

<b><u>UNRESTRICTED FUNDS</u></b>	<b><u>April 2024</u></b>	<b><u>April 2023</u></b>
<b>GENERAL FUND</b>		
101- GENERAL	\$ 20,315,422.57	\$ 16,530,184.82
<b>TOTAL GENERAL FUND</b>	<b>20,315,422.57</b>	<b>16,530,184.82</b>
 <b><u>RESTRICTED FUNDS</u></b>		
<b>SPECIAL REVENUE FUNDS</b>		
202 - TRAFFIC SAFETY	12,788.76	10,079.43
203 - PUBLIC SAFETY 1/2 CENT SALES TAX	9,565.79	17,038.29
204 - MEASURE "A"	61,052.52	120,981.42
209 - F.A.M.D. #1	848,651.62	1,393,431.64
210 - SCAQMD (VEHICLE REG.)	15,271.19	14,037.38
211 - AB 3229 COPS FUNDING	61,157.06	49,796.41
214 - GAS TAX 2103 MAINTENANCE	2,589.10	11,702.75
215 - GAS TAX 2105 MAINTENANCE	2,357.47	9,100.91
216 - GAS TAX 2106 CONSTRUCT/MAINT	1,818.16	7,316.58
217 - GAS TAX 2107 MAINTENANCE	3,268.88	11,930.13
218 - GAS TAX 2107.5 ENG./ADMIN	0.00	0.00
219 - GAS TAX RMRA	202,881.17	90,953.57
228 - EMERG. UPGRADE SERVICES	4,687,076.76	5,088,197.27
247 - AB 939 RECYCLING FUND	280,639.39	345,642.33
248 - SOLID WASTE	85,165.73	156,409.69
251 - STREET LIGHTING DISTRICT 2000-1	17,374.28	15,594.00
253- INDIAN WELLS VILLAS OPERATIONS	106,610.55	1,660,554.81
254- MOUNTAIN VIEW VILLAS OPERATIONS	347,385.38	2,698,291.54
256- HOUSING AUTHORITY	1,123,412.90	11,649,210.73
271 - ELDORADO DRIVE LLM D	77,497.90	63,775.07
272 - MONTECITO/STARDUST LLM D	10,178.89	6,837.92
273 - CASA DORADO LLM D	1,356.48	1,313.21
274 - THE COVE LLM D	14,447.07	1,401.49
275 - SH 111/IWGR (ENTRANCE) LLM D	194,321.57	129,939.85
276 - CLUB/IW LANE LLM D	29,674.14	19,288.60
277 - COLONY LLM D	94,068.24	83,352.82
278 - COLONY COV ESTATES LLM D	48,838.34	52,613.08
279 - DESERT HORIZONS LLM D	667.25	688.25
280 - MOUNTAIN GATE LLM D	101,221.79	96,864.03
281 - MOUNTAIN GATE ESTATES LLM D	46,751.91	47,152.40
282 - VILLAGIO LLM D	239,262.92	240,507.34
283 - VAIDYA LLM D	35,574.01	35,495.01
284 - CLUB, SOUTH OF 111 LLM D	33,547.91	30,066.52
285 - MONTELENA LLM D	86,138.71	78,402.65
286 - SUNDANCE LLM D	1,525.51	1,437.74
287 - PROVINCE LLM D	99,171.80	101,371.39
288 - PROVINCE DBAD	554,568.34	558,979.93
<b>TOTAL SPECIAL REVENUE FUNDS</b>	<b>9,537,879.49</b>	<b>24,899,756.18</b>
 <b>CAPITAL PROJECT FUNDS</b>		
310 - PARK FACILITIES FEES	0.00	14,818.00
311 - TRANSPORTATION FACILITIES FEES	10,063.17	0.00
313 - RECREATION FACILITIES FEES	217.21	0.00
314 - PARK-IN-LIEU FEES	3,277.10	88,529.45
315 - CITYWIDE PUBLIC IMPROVEMENT FEE	6,341.35	0.00
316 - CAPITAL IMPROVEMENT	11,892,102.33	5,478,949.29
319 - ART IN PUBLIC PLACES	751,666.64	466,590.12
321 - HIGHWAY 111 CIRCULATION IMP FEE	36,460.70	37,208.70
<b>TOTAL CAPITAL PROJECT FUNDS</b>	<b>12,700,128.50</b>	<b>6,086,095.56</b>

**RESTRICTED FUNDS (Cont.)**

	<b><u>April 2024</u></b>	<b><u>April 2023</u></b>
<b>REPLACEMENT FUNDS</b>		
326 - BUILDINGS CAPITAL RESERVE	2,113,012.80	1,992,511.80
327 - BRIDGES CAPITAL RESERVE	1,916,148.00	1,791,718.00
328 - MEDIANS & PARKWAYS CAPITAL RESERVE	1,557,830.07	1,426,251.07
329 - STORM DRAINS CAPITAL RESERVE	865,812.00	720,432.00
330 - TRAFFIC SIGNALS CAPITAL RESERVE	739,387.00	591,375.00
331 - TECHNOLOGY CAPITAL RESERVE	689,055.00	540,147.00
332 - CITY STREETS CAPITAL RESERVE	17,010,165.00	19,654,062.00
333 - CITY VEHICLES CAPITAL RESERVE	280,826.00	123,879.00
350 - DISASTER RECOVERY RESERVE	433,619.00	292,129.00
<b>TOTAL REPLACEMENT FUNDS</b>	<b><u>25,605,854.87</u></b>	<b><u>27,132,504.87</u></b>
<b>SUCCESSOR AGENCY FUNDS</b>		
453 - DEBT SERVICE	5,352,411.68	5,162,003.00
456 - RDA OBLIGATION RETIREMENT	(661,303.00)	0.00
<b>TOTAL SUCCESSOR AGENCY FUNDS</b>	<b><u>4,691,108.68</u></b>	<b><u>5,162,003.00</u></b>
<b>FINANCING AUTHORITY FUNDS</b>		
460 - INDIAN WELLS FINANCING AUTHORITY	0.93	277.98
<b>TOTAL FINANCING AUTHORITY FUNDS</b>	<b><u>0.93</u></b>	<b><u>277.98</u></b>
<b>ENTERPRISE FUNDS</b>		
560 - INDIAN WELLS GOLF RESORT	1,194,897.72	2,910,603.19
<b>TOTAL ENTERPRISE FUNDS</b>	<b><u>1,194,897.72</u></b>	<b><u>2,910,603.19</u></b>
<b>INTERNAL SERVICE FUNDS</b>		
601 - OPEB BENEFIT FUND	1,533,756.36	1,719,298.15
<b>TOTAL INTERNAL SERVICE FUNDS</b>	<b><u>1,533,756.36</u></b>	<b><u>1,719,298.15</u></b>
<b>RESERVE FUNDS</b>		
602 - COMPENSATED ABSENCES	613,149.00	581,403.00
<b>TOTAL RESERVE FUNDS</b>	<b><u>613,149.00</u></b>	<b><u>581,403.00</u></b>
<b>TRUST &amp; AGENCY FUNDS</b>		
732 - SPECIAL DEPOSITS	817,710.61	851,678.00
<b>TOTAL TRUST &amp; AGENCY FUNDS</b>	<b><u>817,710.61</u></b>	<b><u>851,678.00</u></b>
<b>TOTAL ALL FUNDS</b>	<b><u>77,009,908.73</u></b>	<b><u>85,873,804.75</u></b>
<b>FISCAL AGENTS</b>		
253 - INDIAN WELLS VILLAS	83,048.38	187,867.52
254 - MOUNTAIN VIEW VILLAS	413,127.66	435,768.29
453 - US BANK TRUSTEE - SUCCESSOR AGENCY DEBT SERVICE	585.15	1,188,886.55
460 - US BANK - INDIAN WELLS FINANCE AUTHORITY	6,727,560.28	11,228,274.31
560 - INDIAN WELLS GOLF RESORT	3,269,965.51	962,883.87
601 - PARS SECTION 115 TRUST - PENSION	941,533.69	864,656.65
601 - PARS SECTION 115 TRUST - OPEB	516,376.32	209,863.03
<b>TOTAL FISCAL AGENTS</b>	<b><u>11,952,196.99</u></b>	<b><u>15,078,200.22</u></b>
<b>TOTAL ALL FUNDS &amp; FISCAL AGENTS</b>	<b><u>\$ 88,962,105.72</u></b>	<b><u>\$ 100,952,004.97</u></b>
<b>UNRESTRICTED FUNDS</b>	<b>20,315,422.57</b>	<b>16,530,184.82</b>
<b>RESTRICTED FUNDS</b>	<b><u>68,646,683.15</u></b>	<b><u>84,421,820.15</u></b>
	<b><u>\$ 88,962,105.72</u></b>	<b><u>\$ 100,952,004.97</u></b>

City of Indian Wells  
**Bank Reconciliation Report - City Held Cash**  
 Finance Department

MONTH: **April 30, 2024**

Investment #	Investment Type	Investment Description	Book Value
<b>Bank Checking &amp; Sweep</b>			
1		Pacific Western Bank - Sweep **.**1117	986,930.85
2		Pacific Western Bank - Accts. Payable **.**3411	0.00
3		Pacific Western Bank - Payroll **.**1752	0.00
6		Pacific Western Bank - Ambulance **.**7937	0.00
7		Pacific Western Bank - Public Funds MMA **.**5064	15,746.05
8		US Bank Money Market - Investment	0.00
9		US Bank Money Market - 4590	2,839,218.32
10		US Bank Money Market - 4591	7,020,598.94
19		Petty Cash	2,000.00
			<b>10,864,494.16</b>
<b>Managed Pool Accounts</b>			
21		Local Agency Investment Fund - City 98-33-385	5,335,303.04
			<b>5,335,303.04</b>
<b>Certificates of Deposit</b>			
499		Certificate of Deposit-Capital One Bank 14042TAY3	247,000.00
501		Certificate of Deposit-BankWest 06652CHAZ	249,000.00
512		Certificate of Deposit-BMW Bank North America 05580AVX9	250,000.00
513		Certificate of Deposit-Nicolet Nation Bank 654062JZ2	250,000.00
514		Certificate of Deposit-Live Oak Banking Company 538036LD4	250,000.00
515		Certificate of Deposit-Alma Bank 020080BX4	250,000.00
516		Certificate of Deposit-State Bank of India 856285TF8	248,000.00
517		Certificate of Deposit-First Natl Bank of McCrear TX 32112UDR9	249,000.00
518		Certificate of Deposit-Centerstate Bank 15201ODE4	248,000.00
519		Certificate of Deposit-Northwest Bank 66736ABV0	249,000.00
522		Certificate of Deposit-Pacific Western Bank 69506YRL5	248,000.00
525		Certificate of Deposit-Bank of Baroda 06063HMS9	249,000.00
548		Certificate of Deposit-Toyota Financial Sas Bank 8923SMKY6	250,000.00
550		Certificate of Deposit-Greenstate Credit Union 39573LBL1	250,000.00
557		Certificate of Deposit-Pentaqon Federal Credit Union 70962LAS1	249,000.00
558		Certificate of Deposit-Netnet Bank, Inc 64034KAG6	250,000.00
561		Certificate of Deposit-Beal Bank 07371AYE7	250,000.00
562		Certificate of Deposit-Beal Bank USA 07371CE88	250,000.00
573		Certificate of Deposit-Capital One NA 14042RUJ8	250,000.00
574		Certificate of Deposit-Austin Telco Fed Credit Union 052392BT3	250,000.00
575		Certificate of Deposit-Synchrony Bank 87164XR65	250,000.00
581		Certificate of Deposit-Pacific Western Bank Certificate 0059863003	262,450.68
585		Certificate of Deposit-Liberty First Credit Union 530520AK1	249,000.00
586		Certificate of Deposit-First Guaranty Bank Hammond LA	249,000.00
587		Certificate of Deposit-Medallion Bank Utah 58404DSWZ	249,000.00
588		Certificate of Deposit-Pitney Bowes Bank 724468AG8	244,000.00
589		Certificate of Deposit-Bank Five Nine 062119CD2	249,000.00
590		Certificate of Deposit-First Foundation Bank 32026JW51	244,000.00
591		Certificate of Deposit-Summit National Bank 86616RAG0	249,000.00
592		Certificate of Deposit-First National Bank of America 32110YD93	249,000.00
597		Certificate of Deposit-Morgan Stanley Private Bank 61768ET29	244,000.00
598		Certificate of Deposit-Cross River Bank 227563EX7	244,000.00
599		Certificate of Deposit-Universal Bank and Trust Co 91527PCF2	249,000.00
			<b>8,217,450.68</b>
<b>Medium Term Corporate Notes</b>			
524		Bank of New York Mellon Corp 06406RAN7	1,003,734.26
526		Montebello CA Pens Oblia AA 612285AE6	1,017,725.66
533		JP Morgan Chase Bank NA 46632FRU1	2,000,000.00
538		JP Morgan Chase 48128GZQ2	1,000,000.00
549		Bank of America MTN 06048WM31	1,000,000.00
556		Bank of America MTN 06048WM72	1,000,000.00
576		John Deere Capital Corp 24422EWR6	1,020,379.55
			<b>8,041,839.47</b>
<b>Federal Agency Issues</b>			
542		Fed. Farm Credit Bank 3130ALJ62	1,000,000.00
544		Fed. Farm Credit Bank 3130ALMM3	2,000,000.00
546		Fed. Farm Credit Bank 3130ALW67	1,000,000.00
551		Fed. Farm Credit Bank 3130AMW57	2,000,000.00
559		Fed. Home Loan Bank 3130AQWF6	1,000,000.00
560		Fed. Home Loan Bank 3130AQWJ8	1,000,000.00
563		Fed. Home Loan Bank 3130AQZ55	1,000,000.00
564		Fed. Home Loan Mta Corp 3134GXMX9	1,000,000.00
566		Fed. Home Loan Bank 3130ARGES	1,000,000.00
567		Fed. Home Loan Mta Corp 3134GXOP2	1,000,000.00
568		Fed. Home Loan Bank 3130AS3Z0	1,700,000.00
569		Fed. Home Loan Bank 3134GXUM4	1,000,000.00
571		Fed. Home Loan Bank 3130ASS67	1,000,000.00
572		Fed. Home Loan Bank 3130ASS91	1,000,000.00
582		Fed. Farm Credit Bank 3133EPPC3	2,000,000.00
			<b>18,700,000.00</b>
<b>Municipal Bonds</b>			
537		Dixon CA Unified School District 255651KY6	500,337.05
531		Natomas CA School District 63877NMM6	300,000.00
			<b>800,337.05</b>
<b>Treasury Discounts-Amortizing</b>			
595		United States Treasury Bill 912797F51	1,017,966.39
600		United States Treasury Bill 912797KN6	1,981,315.36
601		United States Treasury Bill 912797JU2	1,974,723.79
602		United States Treasury Bill 912797KL0	1,961,536.55
			<b>6,935,542.09</b>
<b>Treasury Securities</b>			
593		United States Treasury Bill 91282CFU0	9,926,823.47
594		United States Treasury Bill 91281OFF0	13,554,168.74
			<b>23,480,992.21</b>
<b>Total Pooled Cash and Investments</b>			<b>\$ 82,375,958.70</b>
Fair Value Increase (over cost)			(5,070,532.12)
<b>Outstanding items</b>			
		Warrants/Wire Transfers Outstanding (Bank)	(364,158.54)
		Outgoing ACH Payments Outstanding (GL)	38,532.74
		Credit Card in Transit	30,107.95
<b>Total Outstanding Items</b>			<b>(295,517.85)</b>
<b>Reconciled Bank Balance</b>			<b>\$ 77,009,908.73</b>
<b>General Ledger Balance</b>			<b>\$ 77,009,908.73</b>
			0.00




The City of Indian Wells  
**Portfolio Management**  
**Portfolio Summary**  
**April 30, 2024**

City of Indian Wells  
 44-950 Eldorado Drive  
 Indian Wells CA 92210  
 (760)346-2489

Investments	Par Value	Market Value	Book Value	% of Portfolio	Term	Days to Maturity	YTM 360 Equiv.	YTM 365 Equiv.
Managed Pool Accounts - LAIF	5,335,303.04	5,335,303.04	5,335,303.04	6.48	1	1	4.213	4.272
Money Market Sweep/Checking Account	10,864,494.16	10,864,494.16	10,864,494.16	13.19	1	1	4.688	4.753
Negotiable CD's	7,955,000.00	7,708,995.76	7,955,000.00	9.66	1,824	957	2.184	2.214
Medium Term Corporate Notes	8,000,000.00	7,426,690.00	8,041,839.47	9.76	1,803	703	1.341	1.359
Federal Agency Issues - Callables	18,700,000.00	17,839,606.00	18,700,000.00	22.70	1,450	651	2.517	2.552
Treasury Securities	23,000,000.00	23,028,620.00	23,480,992.21	28.50	1,638	1,498	4.207	4.265
Miscellaneous Securities - Coupon	800,000.00	778,940.00	800,337.05	0.97	1,449	229	0.653	0.663
Treasury Discounts -Amortizing	7,024,000.00	6,929,699.04	6,935,542.09	8.42	140	92	5.083	5.153
Componding Certificates of Deposit	262,450.68	262,450.68	262,450.68	0.32	396	67	5.370	5.445
<b>Investments</b>	<b>81,941,247.88</b>	<b>80,174,798.68</b>	<b>82,375,958.70</b>	<b>100.00%</b>	<b>1,176</b>	<b>746</b>	<b>3.455</b>	<b>3.503</b>

**Total Earnings** **April 30 Month Ending**  
 Current Year 214,796.81  
**Average Daily Balance 77,569,670.89**  
**Effective Rate of Return 3.37%**

The above investments are consistent with the City's investment policy and allowable under current legislation of the State of California. Investments were purchased using safety, liquidity, and yield as criteria. In addition, cash flow from revenue and maturing investments will be sufficient to cover expenditures for the next six months. All securities are "Marked-to-Market" on a monthly basis.

  
 Kevin McCarthy, Finance Director

**The City of Indian Wells  
Portfolio Management  
Portfolio Details - Investments  
April 30, 2024**

CUSIP	Investment #	Issuer	Average Balance	Purchase Date	Par Value	Market Value	Book Value	Stated Rate	Fitch	YTM 360	Days to Maturity	Maturity Date
<b>Bank Certificates of Deposit</b>												
<b>Subtotal and Average</b>			<b>51,098.62</b>									
<b>Managed Pool Accounts - LAIF</b>												
SYS21	21	LAIF - City			5,335,303.04	5,335,303.04	5,335,303.04	4.272		4.213	1	
SYS23	23	LAIF - Redevelopment			0.00	0.00	0.00	0.233		0.230	1	
<b>Subtotal and Average</b>			<b>5,501,420.12</b>		<b>5,335,303.04</b>	<b>5,335,303.04</b>	<b>5,335,303.04</b>			<b>4.213</b>	<b>1</b>	
<b>Money Market Sweep/Checking Account</b>												
SYS1	1	Pacific Western Bank			986,930.85	986,930.85	986,930.85	0.250		0.247	1	
SYS6	6	Pacific Western Bank-Ambulance		07/01/2022	0.00	0.00	0.00			0.000	1	
SYS7	7	Pacific Western-PublicFundsMMA			15,746.05	15,746.05	15,746.05	4.340		4.281	1	
SYS8	8	US Bank Money Market		07/01/2022	0.00	0.00	0.00			0.000	1	
SYS10	10	US Bank Money Market-4591		08/30/2022	7,020,598.94	7,020,598.94	7,020,598.94	5.200		5.129	1	
SYS9	9	US Bank Money Market-4590		08/30/2022	2,839,218.32	2,839,218.32	2,839,218.32	5.220		5.148	1	
SYS2	2	Pacific Western - Acct Payable		07/01/2022	0.00	0.00	0.00			0.000	1	
SYS3	3	Pacific Western-Payroll		07/01/2022	0.00	0.00	0.00			0.000	1	
SYS4	4	Union Bank-Checking			0.00	0.00	0.00	0.200		0.197	1	
SYS19	19	Petty Cash		07/01/2022	2,000.00	2,000.00	2,000.00			0.000	1	
SYS5	5	WestAmerica Bank		07/01/2022	0.00	0.00	0.00			0.000	1	
<b>Subtotal and Average</b>			<b>5,369,413.87</b>		<b>10,864,494.16</b>	<b>10,864,494.16</b>	<b>10,864,494.16</b>			<b>4.688</b>	<b>1</b>	
<b>Negotiable CD's</b>												
020080BX4	515	Alma Bank		03/31/2020	250,000.00	241,592.50	250,000.00	1.400		1.380	331	03/28/2025
052392BT3	574	Austin Telco Fed Credit Union		09/21/2022	250,000.00	242,755.00	250,000.00	3.800		3.748	1,238	09/21/2027
06063HMS9	525	Bank of Baroda		07/22/2020	249,000.00	236,047.02	249,000.00	0.700		0.690	447	07/22/2025
062119CD2	589	Bank Five Nine		07/31/2023	249,000.00	247,727.61	249,000.00	4.500		4.438	1,549	07/28/2028
06652CHA2	501	BankWest Inc.		07/26/2019	249,000.00	247,015.47	249,000.00	2.000		1.973	86	07/26/2024
07371AYE7	561	Beal Bank - Plano TX		02/23/2022	250,000.00	231,137.50	250,000.00	1.900		1.874	1,022	02/17/2027
07371CE88	562	Beal Bank USA		02/23/2022	250,000.00	231,137.50	250,000.00	1.900		1.874	1,022	02/17/2027
05580AVX9	512	BMW BANK NORTH AMERICA		03/31/2020	250,000.00	241,862.50	250,000.00	1.550		1.529	334	03/31/2025
14042TAY3	499	Capital One Bank USA NA		07/18/2019	247,000.00	245,784.76	247,000.00	2.300		0.000	56	06/26/2024
14042RUJ8	573	Capital One NA		09/21/2022	250,000.00	243,462.50	250,000.00	3.900		0.000	1,238	09/21/2027
15201QDE4	518	Centerstate Bank NA		04/30/2020	248,000.00	238,690.08	248,000.00	1.250		1.233	364	04/30/2025
227563EX7	598	Cross River Bank		03/07/2024	244,000.00	240,544.96	244,000.00	4.250		4.192	1,771	03/07/2029
320437AD8	586	First Guaranty Bank Hammond LA		08/11/2023	249,000.00	247,742.55	249,000.00	4.500		4.438	1,556	08/04/2028
32110YD93	592	First National Bank of America		08/16/2023	249,000.00	253,237.98	249,000.00	4.450		4.394	1,567	08/15/2028
32026UW51	590	First Foundation Bank		08/16/2023	244,000.00	242,243.20	244,000.00	4.450		0.000	1,561	08/09/2028
32112UDR9	517	First Natl Bank of McGregor TX		04/28/2020	249,000.00	239,841.78	249,000.00	1.350		1.332	362	04/28/2025

Portfolio CITY  
AP  
PM (PRF\_PM2) 7.3.11

**The City of Indian Wells  
Portfolio Management  
Portfolio Details - Investments  
April 30, 2024**

CUSIP	Investment #	Issuer	Average Balance	Purchase Date	Par Value	Market Value	Book Value	Stated Rate	Fitch	YTM 360	Days to Maturity	Maturity Date
<b>Negotiable CD's</b>												
39573LBL1	550	Greenstate Credit Union		06/16/2021	250,000.00	229,582.50	250,000.00	0.900		0.888	776	06/16/2026
530520AK1	585	Liberty First Credit Union		08/11/2023	249,000.00	251,616.99	249,000.00	4.700		4.641	1,559	08/07/2028
538036LD4	514	Live Oak Banking Company		03/31/2020	250,000.00	241,557.50	250,000.00	1.400		1.382	334	03/31/2025
58404DSW2	587	Medallion Bank Utah		07/31/2023	249,000.00	246,776.43	249,000.00	4.400		4.406	1,552	07/31/2028
61768ET29	597	Morgan Stanley Private Bank		03/06/2024	244,000.00	241,594.16	244,000.00	4.350		4.290	1,770	03/06/2029
64034KAG6	558	Nelnet Bank, Inc.		02/02/2022	250,000.00	228,755.00	250,000.00	1.500		1.479	1,007	02/02/2027
654062JZ2	513	Nicolet National Bank		03/31/2020	250,000.00	241,550.00	250,000.00	1.400		1.382	334	03/31/2025
66736ABV0	519	Northwest Bank		04/30/2020	249,000.00	239,433.42	249,000.00	1.200		1.184	364	04/30/2025
69506YRL5	522	Pacific Western Bank CA CD		04/30/2020	248,000.00	238,690.08	248,000.00	1.250		1.233	364	04/30/2025
70962LAS1	557	Pentagon Federal Credit Union		09/29/2021	249,000.00	226,410.72	249,000.00	0.900		0.888	881	09/29/2026
724468AG8	588	Pitney Bowes Bank Inc.		07/31/2023	244,000.00	241,762.52	244,000.00	4.400		0.000	1,552	07/31/2028
856285TF8	516	State Bank of India NY, NY CD		04/29/2020	248,000.00	239,444.00	248,000.00	1.600		1.578	363	04/29/2025
86616RAG0	591	Summit National Bank		08/16/2023	249,000.00	250,660.83	249,000.00	4.500		4.443	1,562	08/10/2028
87164XR65	575	Synchrony Bank		09/23/2022	250,000.00	243,845.00	250,000.00	3.950		3.896	1,240	09/23/2027
89235MKY6	548	Toyota Financial Sgs Bk		04/22/2021	250,000.00	230,905.00	250,000.00	0.900		0.888	721	04/22/2026
91527PCF2	599	Universal Bank and Trust Co.		03/13/2024	249,000.00	245,588.70	249,000.00	4.250		4.192	1,777	03/13/2029
<b>Subtotal and Average</b>			<b>8,436,400.00</b>		<b>7,955,000.00</b>	<b>7,708,995.76</b>	<b>7,955,000.00</b>			<b>2.184</b>	<b>957</b>	
<b>Medium Term Corporate Notes</b>												
06048WM31	549	Bank of America MTN A		05/28/2021	1,000,000.00	909,160.00	1,000,000.00	1.250		1.233	757	05/28/2026
06048WM72	556	Bank of America MTN A		07/30/2021	1,000,000.00	895,880.00	1,000,000.00	1.200		1.184	820	07/30/2026
06406RAN7	524	Bank of New York Mellon Corp		05/14/2020	1,000,000.00	962,480.00	1,003,734.26	1.600		1.190	358	04/24/2025
24422EWR6	576	John Deere Capital Corp		05/18/2023	1,000,000.00	986,200.00	1,020,379.55	4.750		4.083	1,359	01/20/2028
48128G2Q2	538	JPMorgan Chase & Co		02/26/2021	1,000,000.00	903,900.00	1,000,000.00	0.800		0.789	666	02/26/2026
46632FRU1	533	JP Morgan Chase Bank NA		01/22/2021	2,000,000.00	1,801,480.00	2,000,000.00	0.700		0.690	631	01/22/2026
612285AE6	526	Montebello CA Pens Oblig AA		07/17/2020	1,000,000.00	967,590.00	1,017,725.66	2.503		0.819	396	06/01/2025
<b>Subtotal and Average</b>			<b>8,042,872.58</b>		<b>8,000,000.00</b>	<b>7,426,690.00</b>	<b>8,041,839.47</b>			<b>1.341</b>	<b>703</b>	
<b>Federal Agency Issues - Callables</b>												
3133EPPC3	582	Fed. Farm Credit Bank		07/03/2023	2,000,000.00	1,999,700.00	2,000,000.00	5.375		5.301	63	07/03/2024
3130ALJ62	542	Fed. Home Loan Bank		03/24/2021	1,000,000.00	921,960.00	1,000,000.00	0.875		0.863	692	03/24/2026
3130ALMM3	544	Fed. Home Loan Bank		03/30/2021	2,000,000.00	1,848,920.00	2,000,000.00	1.000		0.986	698	03/30/2026
3130ALW67	546	Fed. Home Loan Bank		04/22/2021	1,000,000.00	923,550.00	1,000,000.00	1.100		1.085	721	04/22/2026
3130AMW57	551	Fed. Home Loan Bank		06/30/2021	2,000,000.00	1,847,540.00	2,000,000.00	0.750		0.700	790	06/30/2026
3130AQWF6	559	Fed. Home Loan Bank		02/25/2022	1,000,000.00	925,100.00	1,000,000.00	2.150		2.121	1,030	02/25/2027
3130AQWJ8	560	Fed. Home Loan Bank		02/24/2022	1,000,000.00	922,550.00	1,000,000.00	2.050		2.022	1,029	02/24/2027
3130AQZ55	563	Fed. Home Loan Bank		03/10/2022	1,000,000.00	933,430.00	1,000,000.00	2.500		2.466	1,043	03/10/2027
3130ARGE5	566	Fed. Home Loan Bank		04/21/2022	1,000,000.00	945,060.00	1,000,000.00	3.000		2.959	1,085	04/21/2027

**The City of Indian Wells  
Portfolio Management  
Portfolio Details - Investments  
April 30, 2024**

CUSIP	Investment #	Issuer	Average Balance	Purchase Date	Par Value	Market Value	Book Value	Stated Rate	Fitch	YTM 360	Days to Maturity	Maturity Date
<b>Federal Agency Issues - Callables</b>												
3130AS3Z0	568	Fed. Home Loan Bank		05/26/2022	1,700,000.00	1,678,546.00	1,700,000.00	3.000		2.959	209	11/26/2024
3130ASS67	571	Fed. Home Loan Bank		08/16/2022	1,000,000.00	980,090.00	1,000,000.00	4.500		4.438	1,202	08/16/2027
3130ASS91	572	Fed. Home Loan Bank		08/10/2022	1,000,000.00	965,250.00	1,000,000.00	4.000		3.945	1,196	08/10/2027
3134GXM9	564	Fed. Home Loan Mtg Corp		03/25/2022	1,000,000.00	972,900.00	1,000,000.00	2.200		2.170	328	03/25/2025
3134GXQP2	567	Fed. Home Loan Mtg Corp		04/28/2022	1,000,000.00	977,710.00	1,000,000.00	3.030		2.988	362	04/28/2025
3134GXUM4	569	Fed. Home Loan Mtg Corp		06/07/2022	1,000,000.00	997,300.00	1,000,000.00	3.050		3.008	37	06/07/2024
<b>Subtotal and Average</b>			<b>18,700,000.00</b>		<b>18,700,000.00</b>	<b>17,839,606.00</b>	<b>18,700,000.00</b>			<b>2.517</b>	<b>651</b>	
<b>Treasury Securities</b>												
91282CFU0	593	U.S. Treasury		12/12/2023	10,000,000.00	9,770,700.00	9,926,823.47	4.125		4.294	1,278	10/31/2027
912810FF0	594	U.S. Treasury		12/14/2023	13,000,000.00	13,257,920.00	13,554,168.74	5.250		4.143	1,659	11/15/2028
<b>Subtotal and Average</b>			<b>23,485,005.51</b>		<b>23,000,000.00</b>	<b>23,028,620.00</b>	<b>23,480,992.21</b>			<b>4.207</b>	<b>1,498</b>	
<b>Miscellaneous Securities - Coupon</b>												
255651KY6	537	Dixon CA Unified School Dist		02/18/2021	500,000.00	493,985.00	500,337.05	0.672		0.395	92	08/01/2024
63877NMM6	531	Natomas CA Sch Dist AA Insured		10/01/2020	300,000.00	284,955.00	300,000.00	1.100		1.085	457	08/01/2025
<b>Subtotal and Average</b>			<b>800,391.35</b>		<b>800,000.00</b>	<b>778,940.00</b>	<b>800,337.05</b>			<b>0.653</b>	<b>229</b>	
<b>Treasury Discounts -Amortizing</b>												
912797FS1	595	U.S. Treasury		12/21/2023	1,024,000.00	1,017,559.04	1,017,966.39	4.904		5.094	43	06/13/2024
912797KN6	600	U.S. Treasury		03/28/2024	2,000,000.00	1,979,820.00	1,981,315.36	4.876		5.013	69	07/09/2024
912797JU2	601	U.S. Treasury		03/28/2024	2,000,000.00	1,973,120.00	1,974,723.79	4.926		5.096	92	08/01/2024
912797KL0	602	U.S. Treasury		03/28/2024	2,000,000.00	1,959,200.00	1,961,536.55	4.941		5.133	141	09/19/2024
<b>Subtotal and Average</b>			<b>6,921,748.41</b>		<b>7,024,000.00</b>	<b>6,929,699.04</b>	<b>6,935,542.09</b>			<b>5.083</b>	<b>92</b>	
<b>Componding Certificates of Deposit</b>												
SYS581	581	Pacific Western Bank		06/07/2023	262,450.68	262,450.68	262,450.68	5.370		5.370	67	07/07/2024
<b>Subtotal and Average</b>			<b>261,320.42</b>		<b>262,450.68</b>	<b>262,450.68</b>	<b>262,450.68</b>			<b>5.370</b>	<b>67</b>	
<b>Total and Average</b>			<b>77,569,670.89</b>		<b>81,941,247.88</b>	<b>80,174,798.68</b>	<b>82,375,958.70</b>			<b>3.455</b>	<b>746</b>	




**2014, 2015, 2016, 2020 Series  
Portfolio Management  
Portfolio Summary  
April 30, 2024**

City of Indian Wells  
44-950 Eldorado Drive  
Indian Wells CA 92210  
(760)346-2489

<b>Investments</b>	<b>Par Value</b>	<b>Market Value</b>	<b>Book Value</b>	<b>% of Portfolio</b>	<b>Term</b>	<b>Days to Maturity</b>	<b>YTM 360 Equiv.</b>	<b>YTM 365 Equiv.</b>
Money Market Sweep/Checking Account	576.15	576.15	576.15	100.00	1	1	0.000	0.000
<b>Investments</b>	<b>576.15</b>	<b>576.15</b>	<b>576.15</b>	<b>100.00%</b>	<b>1</b>	<b>1</b>	<b>0.000</b>	<b>0.000</b>

<b>Total Earnings</b>	<b>April 30 Month Ending</b>
Current Year	0.00
<b>Average Daily Balance</b>	<b>573.70</b>
<b>Effective Rate of Return</b>	<b>0.00%</b>

  
Kevin McCarthy, Agency Treasurer



**2014, 2015, 2016, 2020 Series  
Portfolio Management  
Portfolio Details - Investments  
April 30, 2024**

CUSIP	Investment #	Issuer	Average Balance	Purchase Date	Par Value	Market Value	Book Value	Stated Rate	Fitch	YTM 365	Days to Maturity	Maturity Date
<b>Money Market Sweep/Checking Account</b>												
SYS28	28	2014A Bonds Reserve		07/01/2022	0.00	0.00	0.00			0.000	1	
SYS26	26	All Bond Series Principal		07/01/2022	11.91	11.91	11.91			0.000	1	
SYS25	25	All Bond Series Interest		07/01/2022	471.60	471.60	471.60			0.000	1	
SYS27	27	All Bond Series Debt Svc		07/01/2022	92.64	92.64	92.64			0.000	1	
SYS24	1	Cost Of Issuance Escrow		07/01/2022	0.00	0.00	0.00			0.000	1	
<b>Subtotal and Average</b>			<b>573.70</b>		<b>576.15</b>	<b>576.15</b>	<b>576.15</b>			<b>0.000</b>	<b>1</b>	
<b>Total and Average</b>			<b>573.70</b>		<b>576.15</b>	<b>576.15</b>	<b>576.15</b>			<b>0.000</b>	<b>1</b>	




**2015 A Bonds  
Portfolio Management  
Portfolio Summary  
April 30, 2024**

City of Indian Wells  
44-950 Eldorado Drive  
Indian Wells CA 92210  
(760)346-2489

<b>Investments</b>	<b>Par Value</b>	<b>Market Value</b>	<b>Book Value</b>	<b>% of Portfolio</b>	<b>Term</b>	<b>Days to Maturity</b>	<b>YTM 360 Equiv.</b>	<b>YTM 365 Equiv.</b>
Money Market Sweep/Checking Account	1.00	1.00	1.00	100.00	1	1	0.000	0.000
<b>Investments</b>	<b>1.00</b>	<b>1.00</b>	<b>1.00</b>	<b>100.00%</b>	<b>1</b>	<b>1</b>	<b>0.000</b>	<b>0.000</b>

<b>Total Earnings</b>	<b>April 30 Month Ending</b>
Current Year	0.00
<b>Average Daily Balance</b>	<b>1.00</b>
<b>Effective Rate of Return</b>	<b>0.00%</b>

  
Kevin McCarthy, Agency Treasurer

**2015 A Bonds  
Portfolio Management  
Portfolio Details - Investments  
April 30, 2024**

CUSIP	Investment #	Issuer	Average Balance	Purchase Date	Par Value	Market Value	Book Value	Stated Rate	Fitch	YTM 365	Days to Maturity	Maturity Date
<b>Money Market Sweep/Checking Account</b>												
SYS27	27	2015 A Reserve		07/01/2022	1.00	1.00	1.00			0.000	1	
SYS22	22	UBC Cost Of Issuance Escrow		07/01/2022	0.00	0.00	0.00			0.000	1	
<b>Subtotal and Average</b>			<b>1.00</b>		<b>1.00</b>	<b>1.00</b>	<b>1.00</b>			<b>0.000</b>	<b>1</b>	
<b>Total and Average</b>			<b>1.00</b>		<b>1.00</b>	<b>1.00</b>	<b>1.00</b>			<b>0.000</b>	<b>1</b>	




**2016 A Bonds  
Portfolio Management  
Portfolio Summary  
April 30, 2024**

City of Indian Wells  
44-950 Eldorado Drive  
Indian Wells CA 92210  
(760)346-2489

<b>Investments</b>	<b>Par Value</b>	<b>Market Value</b>	<b>Book Value</b>	<b>% of Portfolio</b>	<b>Term</b>	<b>Days to Maturity</b>	<b>YTM 360 Equiv.</b>	<b>YTM 365 Equiv.</b>
Money Market Sweep/Checking Account	1.00	1.00	1.00	100.00	1	1	0.000	0.000
<b>Investments</b>	<b>1.00</b>	<b>1.00</b>	<b>1.00</b>	<b>100.00%</b>	<b>1</b>	<b>1</b>	<b>0.000</b>	<b>0.000</b>

<b>Total Earnings</b>	<b>April 30 Month Ending</b>
Current Year	0.00
Average Daily Balance	1.00
Effective Rate of Return	0.00%

  
\_\_\_\_\_  
Kevin McCarthy, Agency Treasurer

**2016 A Bonds  
Portfolio Management  
Portfolio Details - Investments  
April 30, 2024**

CUSIP	Investment #	Issuer	Average Balance	Purchase Date	Par Value	Market Value	Book Value	Stated Rate	Fitch	YTM 365	Days to Maturity	Maturity Date
<b>Money Market Sweep/Checking Account</b>												
SYS28	1	UBC Cost Of Issuance Escrow		07/01/2022	0.00	0.00	0.00			0.000	1	
SYS33	2	Union Bank Reserve Account		07/01/2022	1.00	1.00	1.00			0.000	1	
<b>Subtotal and Average</b>			<b>1.00</b>		<b>1.00</b>	<b>1.00</b>	<b>1.00</b>			<b>0.000</b>	<b>1</b>	
<b>Total and Average</b>			<b>1.00</b>		<b>1.00</b>	<b>1.00</b>	<b>1.00</b>			<b>0.000</b>	<b>1</b>	



**2020 A Bonds  
Portfolio Management  
Portfolio Summary  
April 30, 2024**

City of Indian Wells  
44-950 Eldorado Drive  
Indian Wells CA 92210  
(760)346-2489

<b>Investments</b>	<b>Par Value</b>	<b>Market Value</b>	<b>Book Value</b>	<b>% of Portfolio</b>	<b>Term</b>	<b>Days to Maturity</b>	<b>YTM 360 Equiv.</b>	<b>YTM 365 Equiv.</b>
Money Market Sweep/Checking Account	1.00	1.00	1.00	100.00	1	1	0.000	0.000
	<b>1.00</b>	<b>1.00</b>	<b>1.00</b>	<b>100.00%</b>	<b>1</b>	<b>1</b>	<b>0.000</b>	<b>0.000</b>

**Investments**

<b>Total Earnings</b>	<b>April 30 Month Ending</b>
Current Year	0.00
<b>Average Daily Balance</b>	<b>1.00</b>
<b>Effective Rate of Return</b>	<b>0.00%</b>

  
Kevin McCarthy, Agency Treasurer

Reporting period 04/01/2024-04/30/2024

Run Date: 06/10/2024 - 12:05

No fiscal year history available

Portfolio 20A  
CP  
PM (PRF\_PM1) 7.3.11  
Report Ver. 7.3.11

**2020 A Bonds  
Portfolio Management  
Portfolio Details - Investments  
April 30, 2024**

CUSIP	Investment #	Issuer	Average Balance	Purchase Date	Par Value	Market Value	Book Value	Stated Rate	Fitch	YTM 365	Days to Maturity	Maturity Date
<b>Money Market Sweep/Checking Account</b>												
SYS1	1	2020 A Bonds COI		07/01/2022	0.00	0.00	0.00			0.000	1	
SYS2	2	2020 A Bonds Reserve		07/01/2022	1.00	1.00	1.00			0.000	1	
<b>Subtotal and Average</b>			<b>1.00</b>		<b>1.00</b>	<b>1.00</b>	<b>1.00</b>			<b>0.000</b>	<b>1</b>	
<b>Total and Average</b>			<b>1.00</b>		<b>1.00</b>	<b>1.00</b>	<b>1.00</b>			<b>0.000</b>	<b>1</b>	



**2022 Bonds  
Portfolio Management  
Portfolio Summary  
April 30, 2024**

City of Indian Wells  
44-950 Eldorado Drive  
Indian Wells CA 92210  
(760)346-2489

<b>Investments</b>	<b>Par Value</b>	<b>Market Value</b>	<b>Book Value</b>	<b>% of Portfolio</b>	<b>Term</b>	<b>Days to Maturity</b>	<b>YTM 360 Equiv.</b>	<b>YTM 365 Equiv.</b>
Money Market Sweep/Checking Account	6,727,560.28	6,727,560.28	6,727,560.28	100.00	1	1	0.000	0.000
<b>Investments</b>	<b>6,727,560.28</b>	<b>6,727,560.28</b>	<b>6,727,560.28</b>	<b>100.00%</b>	<b>1</b>	<b>1</b>	<b>0.000</b>	<b>0.000</b>

<b>Total Earnings</b>	<b>April 30 Month Ending</b>
Current Year	0.00
<b>Average Daily Balance</b>	<b>7,391,976.96</b>
<b>Effective Rate of Return</b>	<b>0.00%</b>

Kevin McCarthy, Agency Treasurer

Reporting period 04/01/2024-04/30/2024

Run Date: 06/10/2024 - 13:43

No fiscal year history available

Portfolio 22  
CP  
PM (PRF\_PM1) 7.3.11  
Report Ver. 7.3.11



**2022 Bonds  
Portfolio Management  
Portfolio Details - Investments  
April 30, 2024**

CUSIP	Investment #	Issuer	Average Balance	Purchase Date	Par Value	Market Value	Book Value	Stated Rate	Fitch	YTM 365	Days to Maturity	Maturity Date
<b>Money Market Sweep/Checking Account</b>												
SYS2	2	2022 Bonds COI		07/01/2022	0.00	0.00	0.00			0.000	1	
SYS4	4	2022 Bonds Interest		03/16/2023	248.38	248.38	248.38			0.000	1	
SYS1	1	2022 Bonds Project Fund		07/01/2022	6,725,939.06	6,725,939.06	6,725,939.06			0.000	1	
SYS5	5	2022 Bonds Redemption Fund		03/16/2023	1,372.83	1,372.83	1,372.83			0.000	1	
SYS3	3	2022 Bonds Payment Fund		09/21/2022	0.01	0.01	0.01			0.000	1	
<b>Subtotal and Average</b>			<b>7,391,976.96</b>		<b>6,727,560.28</b>	<b>6,727,560.28</b>	<b>6,727,560.28</b>			<b>0.000</b>	<b>1</b>	
<b>Total and Average</b>			<b>7,391,976.96</b>		<b>6,727,560.28</b>	<b>6,727,560.28</b>	<b>6,727,560.28</b>			<b>0.000</b>	<b>1</b>	