

NET CASH & INVESTMENT SUMMARY FEBRUARY 2024

<u>UNRESTRICTED FUNDS</u>	February 2024	February 2023
GENERAL FUND		
101 - GENERAL	\$ 12,633,566.83	\$ 11,526,375.84
TOTAL GENERAL FUND	12,633,566.83	11,526,375.84
 <u>RESTRICTED FUNDS</u>		
SPECIAL REVENUE FUNDS		
202 - TRAFFIC SAFETY	19,167.77	7,673.84
203 - PUBLIC SAFETY 1/2 CENT SALES TAX	26,958.11	13,530.13
204 - MEASURE "A"	171,243.89	70,773.47
209 - F.A.M.D. #1	1,099,417.66	1,659,329.22
210 - SCAQMD (VEHICLE REG.)	16,697.93	13,668.94
211 - AB 3229 COPS FUNDING	127,825.61	46,463.08
214 - GAS TAX 2103 MAINTENANCE	27,066.80	9,622.52
215 - GAS TAX 2105 MAINTENANCE	16,825.68	6,966.97
216 - GAS TAX 2106 CONSTRUCT/MAINT	13,454.08	5,576.35
217 - GAS TAX 2107 MAINTENANCE	23,365.60	9,700.00
218 - GAS TAX 2107.5 ENG./ADMIN	1,000.00	154.17
219 - GAS TAX RMRA	186,314.71	73,511.81
228 - EMERG. UPGRADE SERVICES	4,713,892.61	5,177,427.92
247 - AB 939 RECYCLING FUND	292,089.77	365,887.77
248 - SOLID WASTE	956,565.06	173,984.19
251 - STREET LIGHTING DISTRICT 2000-1	17,725.75	15,644.45
253- INDIAN WELLS VILLAS OPERATIONS	114,332.72	1,660,554.81
254- MOUNTAIN VIEW VILLAS OPERATIONS	105,434.67	2,698,291.54
256- HOUSING AUTHORITY	1,703,621.05	11,960,168.50
271 - ELDORADO DRIVE LLMD	82,817.78	68,541.63
272 - MONTECITO/STARDUST LLMD	12,087.86	9,947.40
273 - CASA DORADO LLMD	17,971.24	17,786.16
274 - THE COVE LLMD	21,056.55	14,954.93
275 - SH 111/IWGR (ENTRANCE) LLMD	226,963.59	169,014.35
276 - CLUB/IW LANE LLMD	33,069.01	22,760.10
277 - COLONY LLMD	103,496.49	93,623.11
278 - COLONY COV ESTATES LLMD	51,310.38	54,816.07
279 - DESERT HORIZONS LLMD	327,845.52	324,017.99
280 - MOUNTAIN GATE LLMD	107,982.63	102,696.80
281 - MOUNTAIN GATE ESTATES LLMD	49,277.67	49,511.04
282 - VILLAGIO LLMD	256,940.32	256,378.79
283 - VAIDYA LLMD	36,774.07	36,027.05
284 - CLUB, SOUTH OF 111 LLMD	34,835.74	31,832.98
285 - MONTELENA LLMD	96,278.45	87,646.87
286 - SUNDANCE LLMD	25,990.06	29,708.96
287 - PROVINCE LLMD	191,883.49	160,645.44
288 - PROVINCE DBAD	566,635.53	559,460.79
TOTAL SPECIAL REVENUE FUNDS	11,876,215.85	26,058,300.14
 CAPITAL PROJECT FUNDS		
310 - PARK FACILITIES FEES	9,308.00	11,472.00
311 - TRANSPORTATION FACILITIES FEES	49,882.99	46,992.00
313 - RECREATION FACILITIES FEES	99,904.32	94,128.00
314 - PARK-IN-LIEU FEES	3,976.46	76,860.45
315 - CITYWIDE PUBLIC IMPROVEMENT FEE	16,710.15	77,969.00
316 - CAPITAL IMPROVEMENT	12,249,827.80	7,181,628.41
319 - ART IN PUBLIC PLACES	759,492.24	447,455.24
321 - HIGHWAY 111 CIRCULATION IMP FEE	37,188.70	37,208.70
TOTAL CAPITAL PROJECT FUNDS	13,226,290.66	7,973,713.80

RESTRICTED FUNDS (Cont.)

	February 2024	February 2023
REPLACEMENT FUNDS		
326 - BUILDINGS CAPITAL RESERVE	2,155,179.80	1,992,511.80
327 - BRIDGES CAPITAL RESERVE	1,954,387.00	1,791,718.00
328 - MEDIANS & PARKWAYS CAPITAL RESERVE	1,588,916.07	1,426,251.07
329 - STORM DRAINS CAPITAL RESERVE	883,091.00	720,432.00
330 - TRAFFIC SIGNALS CAPITAL RESERVE	754,142.00	591,375.00
331 - TECHNOLOGY CAPITAL RESERVE	702,806.00	540,147.00
332 - CITY STREETS CAPITAL RESERVE	17,349,610.00	19,654,062.00
333 - CITY VEHICLES CAPITAL RESERVE	286,429.00	123,879.00
350 - DISASTER RECOVERY RESERVE	442,273.00	292,129.00
TOTAL REPLACEMENT FUNDS	<u>26,116,833.87</u>	<u>27,132,504.87</u>
SUCCESSOR AGENCY FUNDS		
453 - DEBT SERVICE	4,666,726.68	5,162,003.00
456 - RDA OBLIGATION RETIREMENT	0.00	0.00
TOTAL SUCCESSOR AGENCY FUNDS	<u>4,666,726.68</u>	<u>5,162,003.00</u>
FINANCING AUTHORITY FUNDS		
460 - INDIAN WELLS FINANCING AUTHORITY	719,317.52	0.00
TOTAL FINANCING AUTHORITY FUNDS	<u>719,317.52</u>	<u>0.00</u>
ENTERPRISE FUNDS		
560 - INDIAN WELLS GOLF RESORT	982,061.00	0.00
TOTAL ENTERPRISE FUNDS	<u>982,061.00</u>	<u>0.00</u>
INTERNAL SERVICE FUNDS		
601 - OPEB BENEFIT FUND	1,646,790.95	1,796,834.73
TOTAL INTERNAL SERVICE FUNDS	<u>1,646,790.95</u>	<u>1,796,834.73</u>
RESERVE FUNDS		
602 - COMPENSATED ABSENCES	625,386.00	581,403.00
TOTAL RESERVE FUNDS	<u>625,386.00</u>	<u>581,403.00</u>
TRUST & AGENCY FUNDS		
732 - SPECIAL DEPOSITS	817,484.94	843,701.52
TOTAL TRUST & AGENCY FUNDS	<u>817,484.94</u>	<u>843,701.52</u>
TOTAL ALL FUNDS	<u><u>73,310,674.30</u></u>	<u><u>81,074,836.90</u></u>
FISCAL AGENTS		
253 - INDIAN WELLS VILLAS	538,698.05	185,111.83
254 - MOUNTAIN VIEW VILLAS	754,652.75	424,284.09
453 - US BANK TRUSTEE - SUCCESSOR AGENCY DEBT SERVICE	1,109,708.26	11.44
460 - US BANK - INDIAN WELLS FINANCE AUTHORITY	6,640,661.59	12,104,202.71
560 - INDIAN WELLS GOLF RESORT	1,223,586.84	665,576.15
601 - PARS SECTION 115 TRUST - PENSION	952,315.09	864,656.65
601 - PARS SECTION 115 TRUST - OPEB	562,367.47	209,863.03
TOTAL FISCAL AGENTS	<u>11,781,990.05</u>	<u>14,453,705.90</u>
TOTAL ALL FUNDS & FISCAL AGENTS	<u><u>\$ 85,092,664.35</u></u>	<u><u>\$ 95,528,542.80</u></u>
UNRESTRICTED FUNDS	<u>12,633,566.83</u>	<u>11,526,375.84</u>
RESTRICTED FUNDS	<u>71,739,780.00</u>	<u>84,002,166.96</u>
	<u><u>\$ 84,373,346.83</u></u>	<u><u>\$ 95,528,542.80</u></u>

City of Indian Wells
Bank Reconciliation Report - City Held Cash
 Finance Department

MONTH: **February 29, 2024**

Investment #	Investment Type	Investment Description	Book Value
Bank Checking & Sweep			
1		Pacific Western Bank - Sweep **.*1117	1,806,882.22
2		Pacific Western Bank - Accts. Payable **.*3411	0.00
3		Pacific Western Bank - Payroll **.*1752	0.00
6		Pacific Western Bank - Ambulance **.*7937	0.00
7		Pacific Western Bank - Public Funds MMA **.*5064	15,635.37
8		US Bank Money Market - Investment	0.00
9		US Bank Money Market - 4590	1,327,548.08
10		US Bank Money Market - 4591	19,576.99
19		Petty Cash	2,000.00
			3,171,642.66
Managed Pool Accounts			
21		Local Agency Investment Fund - City 98-33-385	13,507,148.30
			13,507,148.30
Certificates of Deposit			
499		Certificate of Deposit-Capital One Bank 14042TAY3	247,000.00
501		Certificate of Deposit-BankWest 06652CHA2	249,000.00
512		Certificate of Deposit-BMW Bank North America 05580AVX9	250,000.00
513		Certificate of Deposit-Nicolet Nation Bank 654062J22	250,000.00
514		Certificate of Deposit-Live Oak Banking Company 538036LD4	250,000.00
515		Certificate of Deposit-Alma Bank 020080BX4	250,000.00
516		Certificate of Deposit-State Bank of India 856285TF8	248,000.00
517		Certificate of Deposit-First Natl Bank of McGregor TX 32112UDR9	249,000.00
518		Certificate of Deposit-Centerstate Bank 15201QDE4	248,000.00
519		Certificate of Deposit-Northwest Bank 66736ABV0	249,000.00
520		Certificate of Deposit-Encore Bank 29260MBE4	249,000.00
521		Certificate of Deposit-First Freedom Bank 32027BAM9	249,000.00
522		Certificate of Deposit-Pacific Western Bank 69506YRL5	248,000.00
525		Certificate of Deposit-Bank of Baroda 06063HMS9	249,000.00
548		Certificate of Deposit-Toyota Financial Sqs Bank 89235MKY6	250,000.00
550		Certificate of Deposit-Greenstate Credit Union 39573LBL1	250,000.00
557		Certificate of Deposit-Pentaqon Federal Credit Union 70962LAS1	249,000.00
558		Certificate of Deposit-Nelnet Bank, Inc 64034KAG6	250,000.00
561		Certificate of Deposit-Beal Bank 07371AYE7	250,000.00
562		Certificate of Deposit-Beal Bank USA 07371CE88	250,000.00
573		Certificate of Deposit-Capital One NA 14042RUJ8	250,000.00
574		Certificate of Deposit-Austin Telco Fed Credit Union 052392BT3	250,000.00
575		Certificate of Deposit-Synchrony Bank 87164XR65	250,000.00
581		Certificate of Deposit-Pacific Western Bank Certificate #0059863003	260,078.80
585		Certificate of Deposit-Liberty First Credit Union 530520AK1	249,000.00
586		Certificate of Deposit-First Guaranty Bank Hammond LA	249,000.00
587		Certificate of Deposit-Medallion Bank Utah 58404DSW2	249,000.00
588		Certificate of Deposit-Pitney Bowes Bank 724468AG8	244,000.00
589		Certificate of Deposit-Bank Five Nine 062119CD2	249,000.00
590		Certificate of Deposit-First Foundation Bank 32026UW51	244,000.00
591		Certificate of Deposit-Summit National Bank 86616RAG0	249,000.00
592		Certificate of Deposit-First National Bank of America 32110YD93	249,000.00
596		Certificate of Deposit-Pacific Western Bank Certificate #0059335212	255,493.12
			8,231,571.92
Medium Term Corporate Notes			
524		Bank of New York Mellon Corp 05406RAN7	1,004,368.98
526		Montebello CA Pens Oblig AA 612285AE6	1,020,452.68
533		JP Morgan Chase Bank NA 46632FRU1	2,000,000.00
538		JP Morgan Chase 48128G2Q2	1,000,000.00
549		Bank of America MTN 06048WM31	1,000,000.00
556		Bank of America MTN 06048WM72	1,000,000.00
576		John Deere Capital Corp 24422EWR6	1,021,292.75
			8,046,114.41
Federal Agency Issues			
542		Fed. Farm Credit Bank 3130ALJ62	1,000,000.00
544		Fed. Farm Credit Bank 3130ALMM3	2,000,000.00
546		Fed. Farm Credit Bank 3130ALW67	1,000,000.00
551		Fed. Farm Credit Bank 3130AMW57	2,000,000.00
559		Fed. Farm Credit Bank 3130AQWF6	1,000,000.00
560		Fed. Home Loan Bank 3130AQWJ8	1,000,000.00
563		Fed. Home Loan Bank 3130AQZ55	1,000,000.00
565		Fed. Home Loan Bank 3130ARCV1	2,000,000.00
564		Fed. Home Loan Mtg Corp 3134GXM9	1,000,000.00
566		Fed. Home Loan Bank 3130ARG5	1,000,000.00
567		Fed. Home Loan Mtg Corp 3134GXOP2	1,000,000.00
568		Fed. Home Loan Bank 3130AS3Z0	1,700,000.00
569		Fed. Home Loan Bank 3134GXUM4	1,000,000.00
571		Fed. Home Loan Bank 3130ASS67	1,000,000.00
572		Fed. Home Loan Bank 3130ASS91	1,000,000.00
582		Fed. Farm Credit Bank 3133EPPC3	2,000,000.00
			20,700,000.00
Municipal Bonds			
537		Dixon CA Unified School District 255651KY6	500,561.75
531		Natomas CA School District 63877NMM6	300,000.00
			800,561.75
Treasury Discounts-Amortizing			
595		United States Treasury Bill 912797F51	1,009,468.03
			1,009,468.03
Treasury Securities			
593		United States Treasury Bill 91282CFU0	9,923,330.69
594		United States Treasury Bill 912810FF0	13,574,545.05
			23,497,875.74
			\$ 78,964,382.81
Total Pooled Cash and Investments			
Fair Value Increase (over cost)			(5,055,421.61)
Outstanding items			
Warrants/Wire Transfers Outstanding (Bank)			(775,893.67)
Deposit in Transit			(889.21)
Outgoing ACH Payments Outstanding (GL)			157,293.11
Credit Card in Transit			21,202.87
			(598,286.90)
Total Outstanding Items			
Reconciled Bank Balance			\$ 73,310,674.30
General Ledger Balance			\$ 73,310,674.30
			0.00



The City of Indian Wells
Portfolio Management
Portfolio Summary
February 29, 2024

City of Indian Wells
 44-950 Eldorado Drive
 Indian Wells CA 92210
 (760)346-2489

Investments	Par Value	Market Value	Book Value	% of Portfolio	Term	Days to Maturity	YTM 360 Equiv.	YTM 365 Equiv.
Bank Certificates of Deposit	255,493.12	255,493.12	255,493.12	0.32	152	37	2.500	2.535
Managed Pool Accounts - LAIF	13,507,148.30	13,507,148.30	13,507,148.30	17.11	1	1	4.066	4.122
Money Market Sweep/Checking	3,171,642.66	3,171,642.66	3,171,642.66	4.02	1	1	2.347	2.380
Negotiable CD's	7,716,000.00	7,531,503.84	7,716,000.00	9.77	1,801	878	1.919	1.946
Medium Term Corporate Notes	8,000,000.00	7,445,250.00	8,046,114.41	10.19	1,803	764	1.341	1.359
Federal Agency Issues - Callables	20,700,000.00	19,878,971.00	20,700,000.00	26.21	1,381	646	2.452	2.486
Treasury Securities	23,000,000.00	23,438,520.00	23,497,875.74	29.76	1,638	1,559	4.206	4.265
Miscellaneous Securities - Coupon	800,000.00	775,031.00	800,561.75	1.01	1,449	290	0.653	0.662
Treasury Discounts -Amortizing	1,024,000.00	1,008,558.08	1,009,468.03	1.28	175	104	5.094	5.165
Componding Certificates of Deposit	260,078.80	260,078.80	260,078.80	0.33	396	128	5.370	5.445
Investments	78,434,362.88	77,272,196.80	78,964,382.81	100.00%	1,228	802	3.106	3.149

Total Earnings	February 29 Month Ending
Current Year	206,124.65
Average Daily Balance	80,031,576.15
Effective Rate of Return	3.24%

The above investments are consistent with the City's investment policy and allowable under current legislation of the State of California. Investments were purchased using safety, liquidity, and yield as criteria. In addition, cash flow from revenue and maturing investments will be sufficient to cover expenditures for the next six months. All securities are "Marked-to-Market" on a monthly basis.


 Kevin McCarthy, Finance Director

Reporting period 02/01/2024-02/29/2024

Run Date: 03/21/2024 - 19:55

No fiscal year history available

Portfolio CITY
 AP
 PM (PRF_PM1) 7.3.11
 Report Ver. 7.3.11

**The City of Indian Wells
Portfolio Management
Portfolio Details - Investments
February 29, 2024**

CUSIP	Investment #	Issuer	Average Balance	Purchase Date	Par Value	Market Value	Book Value	Stated Rate	Fitch	YTM 360	Days to Maturity	Maturity Date
Bank Certificates of Deposit												
SYS596	596	Pacific Western Bank		11/07/2023	255,493.12	255,493.12	255,493.12	2.500		2.500	37	04/07/2024
Subtotal and Average			255,493.12		255,493.12	255,493.12	255,493.12			2.500	37	
Managed Pool Accounts - LAIF												
SYS21	21	LAIF - City			13,507,148.30	13,507,148.30	13,507,148.30	4.122		4.066	1	
SYS23	23	LAIF - Redevelopment			0.00	0.00	0.00	0.233		0.230	1	
Subtotal and Average			14,958,872.44		13,507,148.30	13,507,148.30	13,507,148.30			4.066	1	
Money Market Sweep/Checking Account												
SYS1	1	Pacific Western Bank			1,806,882.22	1,806,882.22	1,806,882.22	0.250		0.247	1	
SYS6	6	Pacific Western Bank-Ambulance		07/01/2022	0.00	0.00	0.00			0.000	1	
SYS7	7	Pacific Western-PublicFundsMMA			15,635.37	15,635.37	15,635.37	4.170		4.113	1	
SYS8	8	US Bank Money Market		07/01/2022	0.00	0.00	0.00			0.000	1	
SYS10	10	US Bank Money Market-4591		08/30/2022	19,576.99	19,576.99	19,576.99	5.200		5.129	1	
SYS9	9	US Bank Money Market-4590		08/30/2022	1,327,548.08	1,327,548.08	1,327,548.08	5.220		5.148	1	
SYS2	2	Pacific Western - Acct Payable		07/01/2022	0.00	0.00	0.00			0.000	1	
SYS3	3	Pacific Western-Payroll		07/01/2022	0.00	0.00	0.00			0.000	1	
SYS4	4	Union Bank-Checking			0.00	0.00	0.00	0.200		0.197	1	
SYS19	19	Petty Cash		07/01/2022	2,000.00	2,000.00	2,000.00			0.000	1	
SYS5	5	WestAmerica Bank		07/01/2022	0.00	0.00	0.00			0.000	1	
Subtotal and Average			2,785,135.96		3,171,642.66	3,171,642.66	3,171,642.66			2.347	1	
Negotiable CD's												
020080BX4	515	Alma Bank		03/31/2020	250,000.00	240,580.00	250,000.00	1.400		1.380	392	03/28/2025
052392BT3	574	Austin Telco Fed Credit Union		09/21/2022	250,000.00	247,145.00	250,000.00	3.800		3.748	1,299	09/21/2027
06063HMS9	525	Bank of Baroda		07/22/2020	249,000.00	235,026.12	249,000.00	0.700		0.690	508	07/22/2025
062119CD2	589	Bank Five Nine		07/31/2023	249,000.00	253,252.92	249,000.00	4.500		4.438	1,610	07/28/2028
06652CHA2	501	BankWest Inc.		07/26/2019	249,000.00	245,800.35	249,000.00	2.000		1.973	147	07/26/2024
07371AYE7	561	Beal Bank - Plano TX		02/23/2022	250,000.00	233,930.00	250,000.00	1.900		1.874	1,083	02/17/2027
07371CE88	562	Beal Bank USA		02/23/2022	250,000.00	233,930.00	250,000.00	1.900		1.874	1,083	02/17/2027
05580AVX9	512	BMW BANK NORTH AMERICA		03/31/2020	250,000.00	240,967.50	250,000.00	1.550		1.529	395	03/31/2025
14042TAY3	499	Capital One Bank USA NA		07/18/2019	247,000.00	244,596.69	247,000.00	2.300		0.000	117	06/26/2024
14042RUJ8	573	Capital One NA		09/21/2022	250,000.00	247,900.00	250,000.00	3.900		0.000	1,299	09/21/2027
15201QDE4	518	Centerstate Bank NA		04/30/2020	248,000.00	237,616.24	248,000.00	1.250		1.233	425	04/30/2025
29260MBE4	520	ENCORE BANK		04/30/2020	249,000.00	247,296.84	249,000.00	1.150		1.135	60	04/30/2024
32027BAM9	521	First Freedom Bank		04/30/2020	249,000.00	247,276.92	249,000.00	1.100		1.086	60	04/30/2024
320437AD8	586	First Guaranty Bank Hammond LA		08/11/2023	249,000.00	253,277.82	249,000.00	4.500		4.438	1,617	08/04/2028
32110YD93	592	First National Bank of America		08/16/2023	249,000.00	259,129.32	249,000.00	4.450		4.394	1,628	08/15/2028

**The City of Indian Wells
Portfolio Management
Portfolio Details - Investments
February 29, 2024**

CUSIP	Investment #	Issuer	Average Balance	Purchase Date	Par Value	Market Value	Book Value	Stated Rate	Fitch	YTM 360	Days to Maturity	Maturity Date
Negotiable CD's												
32026UW51	590	First Foundation Bank		08/16/2023	244,000.00	247,599.00	244,000.00	4.450		0.000	1,622	08/09/2028
32112UDR9	517	First Natl Bank of McGregor TX		04/28/2020	249,000.00	238,858.23	249,000.00	1.350		1.332	423	04/28/2025
39573LBL1	550	Greenstate Credit Union		06/16/2021	250,000.00	230,162.50	250,000.00	0.900		0.888	837	06/16/2026
530520AK1	585	Liberty First Credit Union		08/11/2023	249,000.00	257,366.40	249,000.00	4.700		4.641	1,620	08/07/2028
538036LD4	514	Live Oak Banking Company		03/31/2020	250,000.00	240,557.50	250,000.00	1.400		1.382	395	03/31/2025
58404DSW2	587	Medallion Bank Utah		07/31/2023	249,000.00	252,227.04	249,000.00	4.400		4.406	1,613	07/31/2028
64034KAG6	558	Nelnet Bank, Inc.		02/02/2022	250,000.00	231,245.00	250,000.00	1.500		1.479	1,068	02/02/2027
654062JZ2	513	Nicolet National Bank		03/31/2020	250,000.00	240,540.00	250,000.00	1.400		1.382	395	03/31/2025
66736ABV0	519	Northwest Bank		04/30/2020	249,000.00	238,385.13	249,000.00	1.200		1.184	425	04/30/2025
69506YRL5	522	Pacific Western Bank CA CD		04/30/2020	248,000.00	237,616.24	248,000.00	1.250		1.233	425	04/30/2025
70962LAS1	557	Pentagon Federal Credit Union		09/29/2021	249,000.00	227,685.60	249,000.00	0.900		0.888	942	09/29/2026
724468AG8	588	Pitney Bowes Bank Inc.		07/31/2023	244,000.00	247,076.84	244,000.00	4.400		0.000	1,613	07/31/2028
856285TF8	516	State Bank of India NY, NY CD		04/29/2020	248,000.00	238,603.28	248,000.00	1.600		1.578	424	04/29/2025
86616RAG0	591	Summit National Bank		08/16/2023	249,000.00	256,380.36	249,000.00	4.500		4.443	1,623	08/10/2028
87164XR65	575	Synchrony Bank		09/23/2022	250,000.00	248,312.50	250,000.00	3.950		3.896	1,301	09/23/2027
89235MKY6	548	Toyota Financial Sgs Bk		04/22/2021	250,000.00	231,162.50	250,000.00	0.900		0.888	782	04/22/2026
Subtotal and Average			7,716,000.00		7,716,000.00	7,531,503.84	7,716,000.00			1.919	878	
Medium Term Corporate Notes												
06048WM31	549	Bank of America MTN A		05/28/2021	1,000,000.00	911,610.00	1,000,000.00	1.250		1.233	818	05/28/2026
06048WM72	556	Bank of America MTN A		07/30/2021	1,000,000.00	906,460.00	1,000,000.00	1.200		1.184	881	07/30/2026
06406RAN7	524	Bank of New York Mellon Corp		05/14/2020	1,000,000.00	960,750.00	1,004,368.98	1.600		1.190	419	04/24/2025
24422EWR6	576	John Deere Capital Corp		05/18/2023	1,000,000.00	998,920.00	1,021,292.75	4.750		4.083	1,420	01/20/2028
48128G2Q2	538	JPMorgan Chase & Co		02/26/2021	1,000,000.00	904,160.00	1,000,000.00	0.800		0.789	727	02/26/2026
46632FRU1	533	JP Morgan Chase Bank NA		01/22/2021	2,000,000.00	1,799,920.00	2,000,000.00	0.700		0.690	692	01/22/2026
612285AE6	526	Montebello CA Pens Oblig AA		07/17/2020	1,000,000.00	963,430.00	1,020,452.68	2.503		0.819	457	06/01/2025
Subtotal and Average			8,047,180.69		8,000,000.00	7,445,250.00	8,046,114.41			1.341	764	
Federal Agency Issues - Callables												
3133EPPC3	582	Fed. Farm Credit Bank		07/03/2023	2,000,000.00	1,999,480.00	2,000,000.00	5.375		5.301	124	07/03/2024
3130ALJ62	542	Fed. Home Loan Bank		03/24/2021	1,000,000.00	925,080.00	1,000,000.00	0.875		0.863	753	03/24/2026
3130ALMM3	544	Fed. Home Loan Bank		03/30/2021	2,000,000.00	1,852,020.00	2,000,000.00	1.000		0.986	759	03/30/2026
3130ALW67	546	Fed. Home Loan Bank		04/22/2021	1,000,000.00	926,840.00	1,000,000.00	1.100		1.085	782	04/22/2026
3130AMW57	551	Fed. Home Loan Bank		06/30/2021	2,000,000.00	1,851,120.00	2,000,000.00	0.750		0.700	851	06/30/2026
3130AQWF6	559	Fed. Home Loan Bank		02/25/2022	1,000,000.00	932,580.00	1,000,000.00	2.150		2.121	1,091	02/25/2027
3130AQWJ8	560	Fed. Home Loan Bank		02/24/2022	1,000,000.00	929,750.00	1,000,000.00	2.050		2.022	1,090	02/24/2027
3130AQZ55	563	Fed. Home Loan Bank		03/10/2022	1,000,000.00	939,130.00	1,000,000.00	2.500		2.466	1,104	03/10/2027
3130ARCV1	565	Fed. Home Loan Bank		03/28/2022	2,000,000.00	1,995,360.00	2,000,000.00	2.250		1.846	27	03/28/2024

**The City of Indian Wells
Portfolio Management
Portfolio Details - Investments
February 29, 2024**

CUSIP	Investment #	Issuer	Average Balance	Purchase Date	Par Value	Market Value	Book Value	Stated Rate	Fitch	YTM 360	Days to Maturity	Maturity Date
Federal Agency Issues - Callables												
3130ARGE5	566	Fed. Home Loan Bank		04/21/2022	1,000,000.00	951,410.00	1,000,000.00	3.000		2.959	1,146	04/21/2027
3130AS3Z0	568	Fed. Home Loan Bank		05/26/2022	1,700,000.00	1,673,191.00	1,700,000.00	3.000		2.959	270	11/26/2024
3130ASS67	571	Fed. Home Loan Bank		08/16/2022	1,000,000.00	986,650.00	1,000,000.00	4.500		4.438	1,263	08/16/2027
3130ASS91	572	Fed. Home Loan Bank		08/10/2022	1,000,000.00	974,460.00	1,000,000.00	4.000		3.945	1,257	08/10/2027
3134GXM9	564	Fed. Home Loan Mtg Corp		03/25/2022	1,000,000.00	969,380.00	1,000,000.00	2.200		2.170	389	03/25/2025
3134GXQP2	567	Fed. Home Loan Mtg Corp		04/28/2022	1,000,000.00	978,980.00	1,000,000.00	3.030		2.988	423	04/28/2025
3134GXUM4	569	Fed. Home Loan Mtg Corp		06/07/2022	1,000,000.00	993,540.00	1,000,000.00	3.050		3.008	98	06/07/2024
Subtotal and Average			20,700,000.00		20,700,000.00	19,878,971.00	20,700,000.00			2.452	646	
Treasury Securities												
91282CFU0	593	U.S. Treasury		12/12/2023	10,000,000.00	9,918,000.00	9,923,330.69	4.125		4.294	1,339	10/31/2027
912810FF0	594	U.S. Treasury		12/14/2023	13,000,000.00	13,520,520.00	13,574,545.05	5.250		4.143	1,720	11/15/2028
Subtotal and Average			23,501,750.65		23,000,000.00	23,438,520.00	23,497,875.74			4.206	1,559	
Miscellaneous Securities - Coupon												
255651KY6	537	Dixon CA Unified School Dist		02/18/2021	500,000.00	490,925.00	500,561.75	0.672		0.395	153	08/01/2024
63877NMM6	531	Natomas CA Sch Dist AA Insured		10/01/2020	300,000.00	284,106.00	300,000.00	1.100		1.085	518	08/01/2025
Subtotal and Average			800,617.79		800,000.00	775,031.00	800,561.75			0.653	290	
Treasury Discounts -Amortizing												
912797FS1	595	U.S. Treasury		12/21/2023	1,024,000.00	1,008,558.08	1,009,468.03	4.904		5.094	104	06/13/2024
Subtotal and Average			1,007,528.28		1,024,000.00	1,008,558.08	1,009,468.03			5.094	104	
Compounding Certificates of Deposit												
SYS581	581	Pacific Western Bank		06/07/2023	260,078.80	260,078.80	260,078.80	5.370		5.370	128	07/07/2024
Subtotal and Average			258,997.22		260,078.80	260,078.80	260,078.80			5.370	128	
Total and Average			80,031,576.15		78,434,362.88	77,272,196.80	78,964,382.81			3.106	802	



**2014, 2015, 2016, 2020 Series
Portfolio Management
Portfolio Summary
February 29, 2024**

City of Indian Wells
44-950 Eldorado Drive
Indian Wells CA 92210
(760)346-2489

Investments	Par Value	Market Value	Book Value	% of Portfolio	Term	Days to Maturity	YTM 360 Equiv.	YTM 365 Equiv.
Money Market Sweep/Checking Account	1,109,746.97	1,109,746.97	1,109,746.97	100.00	1	1	0.000	0.000
Investments	1,109,746.97	1,109,746.97	1,109,746.97	100.00%	1	1	0.000	0.000

Total Earnings	February 29 Month Ending
Current Year	0.00
Average Daily Balance	48,660.78
Effective Rate of Return	0.00%


Kevin McCarthy, Agency Treasurer

**2014, 2015, 2016, 2020 Series
Portfolio Management
Portfolio Details - Investments
February 29, 2024**

CUSIP	Investment #	Issuer	Average Balance	Purchase Date	Par Value	Market Value	Book Value	Stated Rate	Fitch	YTM 365	Days to Maturity	Maturity Date
Money Market Sweep/Checking Account												
SYS28	28	2014A Bonds Reserve		07/01/2022	0.00	0.00	0.00			0.000	1	
SYS26	26	All Bond Series Principal		07/01/2022	11.81	11.81	11.81			0.000	1	
SYS25	25	All Bond Series Interest		07/01/2022	1,098,934.42	1,098,934.42	1,098,934.42			0.000	1	
SYS27	27	All Bond Series Debt Svc		07/01/2022	10,800.74	10,800.74	10,800.74			0.000	1	
SYS24	1	Cost Of Issuance Escrow		07/01/2022	0.00	0.00	0.00			0.000	1	
Subtotal and Average			48,660.78		1,109,746.97	1,109,746.97	1,109,746.97			0.000	1	
Total and Average			48,660.78		1,109,746.97	1,109,746.97	1,109,746.97			0.000	1	




**2015 A Bonds
Portfolio Management
Portfolio Summary
February 29, 2024**

City of Indian Wells
44-950 Eldorado Drive
Indian Wells CA 92210
(760)346-2489

Investments	Par Value	Market Value	Book Value	% of Portfolio	Term	Days to Maturity	YTM 360 Equiv.	YTM 365 Equiv.
Money Market Sweep/Checking Account	1.00	1.00	1.00	100.00	1	1	0.000	0.000
Investments	1.00	1.00	1.00	100.00%	1	1	0.000	0.000

Total Earnings	February 29 Month Ending
Current Year	0.00
Average Daily Balance	1.00
Effective Rate of Return	0.00%


Kevin McCarny, Agency Treasurer

**2015 A Bonds
Portfolio Management
Portfolio Details - Investments
February 29, 2024**

CUSIP	Investment #	Issuer	Average Balance	Purchase Date	Par Value	Market Value	Book Value	Stated Rate	Fitch	YTM 365	Days to Maturity	Maturity Date
Money Market Sweep/Checking Account												
SYS27	27	2015 A Reserve		07/01/2022	1.00	1.00	1.00			0.000	1	
SYS22	22	UBC Cost Of Issuance Escrow		07/01/2022	0.00	0.00	0.00			0.000	1	
Subtotal and Average			1.00		1.00	1.00	1.00			0.000	1	
Total and Average			1.00		1.00	1.00	1.00			0.000	1	




**2016 A Bonds
Portfolio Management
Portfolio Summary
February 29, 2024**

City of Indian Wells
44-950 Eldorado Drive
Indian Wells CA 92210
(760)346-2489

Investments	Par Value	Market Value	Book Value	% of Portfolio	Term	Days to Maturity	YTM 360 Equiv.	YTM 365 Equiv.
Money Market Sweep/Checking Account	1.00	1.00	1.00	100.00	1	1	0.000	0.000
Investments	1.00	1.00	1.00	100.00%	1	1	0.000	0.000

Total Earnings	February 29 Month Ending
Current Year	0.00
Average Daily Balance	1.00
Effective Rate of Return	0.00%



 Kevin McCarthy, Agency Treasurer

**2016 A Bonds
Portfolio Management
Portfolio Details - Investments
February 29, 2024**

CUSIP	Investment #	Issuer	Average Balance	Purchase Date	Par Value	Market Value	Book Value	Stated Rate	Fitch	YTM 365	Days to Maturity	Maturity Date
Money Market Sweep/Checking Account												
SYS28	1	UBC Cost Of Issuance Escrow		07/01/2022	0.00	0.00	0.00			0.000	1	
SYS33	2	Union Bank Reserve Account		07/01/2022	1.00	1.00	1.00			0.000	1	
Subtotal and Average			1.00		1.00	1.00	1.00			0.000	1	
Total and Average			1.00		1.00	1.00	1.00			0.000	1	




**2020 A Bonds
Portfolio Management
Portfolio Summary
February 29, 2024**

City of Indian Wells
44-950 Eldorado Drive
Indian Wells CA 92210
(760)346-2489

Investments	Par Value	Market Value	Book Value	% of Portfolio	Term	Days to Maturity	YTM 360 Equiv.	YTM 365 Equiv.
Money Market Sweep/Checking Account	1.00	1.00	1.00	100.00	1	1	0.000	0.000
Investments	1.00	1.00	1.00	100.00%	1	1	0.000	0.000

Total Earnings	February 29 Month Ending
Current Year	0.00
Average Daily Balance	1.00
Effective Rate of Return	0.00%


Kevin McCarthy, Agency Treasurer

Reporting period 02/01/2024-02/29/2024

Run Date: 03/27/2024 - 23:11

No fiscal year history available

Portfolio 20A
CP
PM (PRF_PM1) 7.3.11
Report Ver. 7.3.11

**2020 A Bonds
Portfolio Management
Portfolio Details - Investments
February 29, 2024**

CUSIP	Investment #	Issuer	Average Balance	Purchase Date	Par Value	Market Value	Book Value	Stated Rate	Fitch	YTM 365	Days to Maturity	Maturity Date
Money Market Sweep/Checking Account												
SYS1	1	2020 A Bonds COI		07/01/2022	0.00	0.00	0.00			0.000	1	
SYS2	2	2020 A Bonds Reserve		07/01/2022	1.00	1.00	1.00			0.000	1	
Subtotal and Average			1.00		1.00	1.00	1.00			0.000	1	
Total and Average			1.00		1.00	1.00	1.00			0.000	1	




**2022 Bonds
Portfolio Management
Portfolio Summary
February 29, 2024**

City of Indian Wells
44-950 Eldorado Drive
Indian Wells CA 92210
(760)346-2489

Investments	Par Value	Market Value	Book Value	% of Portfolio	Term	Days to Maturity	YTM 360 Equiv.	YTM 365 Equiv.
Money Market Sweep/Checking Account	6,670,094.46	6,670,094.46	6,670,094.46	100.00	1	1	0.000	0.000
Investments	6,670,094.46	6,670,094.46	6,670,094.46	100.00%	1	1	0.000	0.000

Total Earnings	February 29 Month Ending
Current Year	0.00
Average Daily Balance	6,641,676.52
Effective Rate of Return	0.00%


Kevin McCarthy, Agency Treasurer

**2022 Bonds
Portfolio Management
Portfolio Details - Investments
February 29, 2024**

CUSIP	Investment #	Issuer	Average Balance	Purchase Date	Par Value	Market Value	Book Value	Stated Rate	Fitch	YTM 365	Days to Maturity	Maturity Date
Money Market Sweep/Checking Account												
SYS2	2	2022 Bonds COI		07/01/2022	0.00	0.00	0.00			0.000	1	
SYS4	4	2022 Bonds Interest		03/16/2023	255.26	255.26	255.26			0.000	1	
SYS1	1	2022 Bonds Project Fund		07/01/2022	6,668,939.85	6,668,939.85	6,668,939.85			0.000	1	
SYS5	5	2022 Bonds Redemption Fund		03/16/2023	897.20	897.20	897.20			0.000	1	
SYS3	3	2022 Bonds Payment Fund		09/21/2022	2.15	2.15	2.15			0.000	1	
Subtotal and Average			6,641,676.52		6,670,094.46	6,670,094.46	6,670,094.46			0.000	1	
Total and Average			6,641,676.52		6,670,094.46	6,670,094.46	6,670,094.46			0.000	1	