

**ATTACHMENT #1
NET CASH & INVESTMENT SUMMARY DECEMBER 2023**

<u>UNRESTRICTED FUNDS</u>	<u>December 2023</u>	<u>December 2022</u>
GENERAL FUND		
101- GENERAL	\$ 10,437,247.66	\$ 8,799,819.35
TOTAL GENERAL FUND	10,437,247.66	8,799,819.35
<u>RESTRICTED FUNDS</u>		
SPECIAL REVENUE FUNDS		
202 - TRAFFIC SAFETY	15,391.97	11,080.11
203 - PUBLIC SAFETY 1/2 CENT SALES TAX	21,156.30	18,694.90
204 - MEASURE "A"	121,178.82	142,778.82
209 - F.A.M.D. #1	558,452.16	1,713,887.94
210 - SCAQMD (VEHICLE REG.)	16,496.58	13,668.94
211 - AB 3229 COPS FUNDING	24,999.99	88,129.76
214 - GAS TAX 2103 MAINTENANCE	20,898.22	20,619.64
215 - GAS TAX 2105 MAINTENANCE	12,302.91	13,705.08
216 - GAS TAX 2106 CONSTRUCT/MAINT	9,907.36	11,037.81
217 - GAS TAX 2107 MAINTENANCE	17,086.83	19,033.29
218 - GAS TAX 2107.5 ENG./ADMIN	1,000.00	1,000.00
219 - GAS TAX RMRA	165,893.46	55,824.56
228 - EMERG. UPGRADE SERVICES	4,341,361.52	3,892,544.78
247 - AB 939 RECYCLING FUND	276,232.36	374,396.02
248 - SOLID WASTE	133,321.15	187,828.59
251 - STREET LIGHTING DISTRICT 2000-1	16,625.24	14,630.15
253- INDIAN WELLS VILLAS OPERATIONS	96,945.46	1,660,554.81
254- MOUNTAIN VIEW VILLAS OPERATIONS	0.00	2,698,291.54
256- HOUSING AUTHORITY	3,061,459.59	11,750,741.57
271 - ELDORADO DRIVE LLMD	55,680.28	55,310.61
272 - MONTECITO/STARDUST LLMD	0.00	0.00
273 - CASA DORADO LLMD	904.41	3,656.40
274 - THE COVE LLMD	7,210.32	3,590.72
275 - SH 111/IWGR (ENTRANCE) LLMD	28,603.83	116,603.73
276 - CLUB/IW LANE LLMD	14,901.78	11,325.56
277 - COLONY LLMD	67,150.51	70,220.34
278 - COLONY COV ESTATES LLMD	45,566.93	51,342.52
279 - DESERT HORIZONS LLMD	20,538.88	66,104.36
280 - MOUNTAIN GATE LLMD	88,504.97	85,144.55
281 - MOUNTAIN GATE ESTATES LLMD	42,251.38	45,704.37
282 - VILLAGIO LLMD	205,440.93	209,966.98
283 - VAIDYA LLMD	34,533.42	34,158.70
284 - CLUB, SOUTH OF 111 LLMD	29,929.17	26,336.46
285 - MONTELENA LLMD	60,942.05	54,657.66
286 - SUNDANCE LLMD	325.49	1,965.44
287 - PROVINCE LLMD	83,955.09	78,706.38
288 - PROVINCE DBAD	559,699.29	555,949.58
TOTAL SPECIAL REVENUE FUNDS	10,256,848.65	24,159,192.77
CAPITAL PROJECT FUNDS		
310 - PARK FACILITIES FEES	30,605.00	10,038.00
311 - TRANSPORTATION FACILITIES FEES	0.00	41,118.00
313 - RECREATION FACILITIES FEES	0.00	82,362.00
314 - PARK-IN-LIEU FEES	0.00	75,860.45
315 - CITYWIDE PUBLIC IMPROVEMENT FEE	0.00	80,979.00
316 - CAPITAL IMPROVEMENT	10,258,709.50	7,329,082.21
319 - ART IN PUBLIC PLACES	738,436.38	447,455.24
321 - HIGHWAY 111 CIRCULATION IMP FEE	37,152.70	37,208.70
TOTAL CAPITAL PROJECT FUNDS	11,064,903.58	8,104,103.60

RESTRICTED FUNDS (Cont.)

	December <u>2023</u>	December <u>2022</u>
REPLACEMENT FUNDS		
326 - BUILDINGS CAPITAL RESERVE	2,153,116.80	1,992,511.80
327 - BRIDGES CAPITAL RESERVE	1,952,516.00	1,791,718.00
328 - MEDIANS & PARKWAYS CAPITAL RESERVE	1,587,395.07	1,426,251.07
329 - STORM DRAINS CAPITAL RESERVE	882,246.00	720,432.00
330 - TRAFFIC SIGNALS CAPITAL RESERVE	753,420.00	591,375.00
331 - TECHNOLOGY CAPITAL RESERVE	702,133.00	540,147.00
332 - CITY STREETS CAPITAL RESERVE	17,332,999.00	19,654,062.00
333 - CITY VEHICLES CAPITAL RESERVE	286,155.00	273,879.00
350 - DISASTER RECOVERY RESERVE	441,850.00	142,129.00
TOTAL REPLACEMENT FUNDS	<u>26,091,830.87</u>	<u>27,132,504.87</u>
SUCCESSOR AGENCY FUNDS		
453 - DEBT SERVICE	608,220.10	544,757.56
456 - RDA OBLIGATION RETIREMENT	0.00	1,062,774.00
460 - INDIAN WELLS FINANCING AUTHORITY	718,392.52	0.00
TOTAL SUCCESSOR AGENCY FUNDS	<u>1,326,612.62</u>	<u>1,607,531.56</u>
ENTERPRISE FUNDS		
560 - INDIAN WELLS GOLF RESORT	1,500,000.00	0.00
TOTAL ENTERPRISE FUNDS	<u>1,500,000.00</u>	<u>0.00</u>
INTERNAL SERVICE FUNDS		
601 - OPEB BENEFIT FUND	1,731,054.90	1,927,126.49
TOTAL INTERNAL SERVICE FUNDS	<u>1,731,054.90</u>	<u>1,927,126.49</u>
RESERVE FUNDS		
602 - COMPENSATED ABSENCES	624,787.00	581,403.00
TOTAL RESERVE FUNDS	<u>624,787.00</u>	<u>581,403.00</u>
TRUST & AGENCY FUNDS		
732 - SPECIAL DEPOSITS	759,612.52	938,251.05
TOTAL TRUST & AGENCY FUNDS	<u>759,612.52</u>	<u>938,251.05</u>
TOTAL ALL FUNDS	<u>63,792,897.80</u>	<u>73,249,932.69</u>
FISCAL AGENTS		
253 - INDIAN WELLS VILLAS	324,769.61	185,111.83
254 - MOUNTAIN VIEW VILLAS	376,986.87	424,284.09
453 - US BANK TRUSTEE - SUCCESSOR AGENCY DEBT SERVICE	10,680.11	11.44
460 - US BANK - INDIAN WELLS FINANCE AUTHORITY	6,582,781.14	12,094,086.06
560 - INDIAN WELLS GOLF RESORT	1,223,586.84	1,093,549.70
601 - PARS SECTION 115 TRUST - PENSION	830,121.62	822,918.67
601 - PARS SECTION 115 TRUST - OPEB	41,220.13	199,678.19
TOTAL FISCAL AGENTS	<u>9,390,146.32</u>	<u>14,819,639.98</u>
TOTAL ALL FUNDS & FISCAL AGENTS	<u>\$ 73,183,044.12</u>	<u>\$ 88,069,572.67</u>
UNRESTRICTED FUNDS	10,437,247.66	8,799,819.35
RESTRICTED FUNDS	<u>62,745,796.46</u>	<u>79,269,753.32</u>
	<u>\$ 73,183,044.12</u>	<u>\$ 88,069,572.67</u>

City of Indian Wells
Bank Reconciliation Report - City Held Cash
 Finance Department

MONTH: **December 31, 2023**

Investment #	Investment Type	Investment Description	Book Value
Bank Checking & Sweep			
1		Pacific Western Bank - Sweep ***1117	903,751.06
2		Pacific Western Bank - Accts. Payable ***3411	0.00
3		Pacific Western Bank - Payroll ***1752	0.00
6		Pacific Western Bank - Ambulance **7937	0.00
7		Pacific Western Bank - Public Funds MMA **5064	15,532.10
8		US Bank Money Market - Investment	0.00
9		US Bank Money Market - 4590	1,106,000.34
10		US Bank Money Market - 4591	19,404.66
19		Petty Cash	2,000.00
			2,046,688.16
Managed Pool Accounts			
21		Local Agency Investment Fund - City 98-33-385	4,689,587.38
			4,689,587.38
Certificates of Deposit			
499		Certificate of Deposit-Capital One Bank 14042TAY3	247,000.00
501		Certificate of Deposit-BankWest 06652CHA2	249,000.00
512		Certificate of Deposit-BMW Bank North America 05580AVX9	250,000.00
513		Certificate of Deposit-Nicolet Nation Bank 654062JZ2	250,000.00
514		Certificate of Deposit-Live Oak Banking Company 538036LD4	250,000.00
515		Certificate of Deposit-Alma Bank 020080BX4	250,000.00
516		Certificate of Deposit-State Bank of India 856285TF8	248,000.00
517		Certificate of Deposit-First Natl Bank of McGregor TX 32112UDR9	249,000.00
518		Certificate of Deposit-Centerstate Bank 15201QDE4	248,000.00
519		Certificate of Deposit-Northwest Bank 66736ABV0	249,000.00
520		Certificate of Deposit-Encore Bank 29260MBE4	249,000.00
521		Certificate of Deposit-First Freedom Bank 32027BAM9	249,000.00
522		Certificate of Deposit-Pacific Western Bank 69506YRL5	248,000.00
525		Certificate of Deposit-Bank of Baroda 06063HMS9	249,000.00
548		Certificate of Deposit-Toyota Financial Sgs Bank 89235MKY6	250,000.00
550		Certificate of Deposit-Greenstate Credit Union 39573LBL1	250,000.00
557		Certificate of Deposit-Pentagon Federal Credit Union 70962LAS1	249,000.00
558		Certificate of Deposit-Nelnet Bank, Inc 64034KAG6	250,000.00
561		Certificate of Deposit-Beal Bank 07371AYE7	250,000.00
562		Certificate of Deposit-Beal Bank USA 07371CE88	250,000.00
574		Certificate of Deposit-Austin Telco Fed Credit Union 052392BT3	250,000.00
573		Certificate of Deposit-Capital One NA 14042RUJ8	250,000.00
575		Certificate of Deposit-Synchrony Bank 87164XR65	250,000.00
579		Certificate of Deposit-Pacific Western Bank Certificate #0059670821	250,000.00
581		Certificate of Deposit-Pacific Western Bank Certificate #0059863003	257,766.63
585		Certificate of Deposit-Liberty First Credit Union 530520AK1	249,000.00
586		Certificate of Deposit-First Guaranty Bank Hammond LA	249,000.00
587		Certificate of Deposit-Medallion Bank Utah 58404DSW2	249,000.00
588		Certificate of Deposit-Pitney Bowes Bank 724468AG8	244,000.00
589		Certificate of Deposit-Bank Five Nine 062119CD2	249,000.00
590		Certificate of Deposit-First Foundation Bank 32026JW51	244,000.00
591		Certificate of Deposit-Summit National Bank 86616RAG0	249,000.00
592		Certificate of Deposit-First National Bank of America 32110YD93	249,000.00
596		Certificate of Deposit-Pacific Western Bank Certificate #0059335212	255,493.12
			8,479,259.75
Medium Term Corporate Notes			
524		Bank of New York Mellon Corp 06406RAN7	1,005,003.70
526		Montebello CA Pens Oblig AA 612285AE6	1,023,179.70
533		JP Morgan Chase Bank NA 46632FRU1	2,000,000.00
538		JP Morgan Chase 48128G2Q2	1,000,000.00
549		Bank of America MTN 06048WWM31	1,000,000.00
556		Bank of America MTN 06048WWM72	1,000,000.00
576		John Deere Capital Corp 24422EWR6	1,022,205.95
			8,050,389.35
Federal Agency Issues			
542		Fed. Farm Credit Bank 3130ALJ62	1,000,000.00
544		Fed. Farm Credit Bank 3130ALMM3	2,000,000.00
546		Fed. Farm Credit Bank 3130ALW67	1,000,000.00
551		Fed. Farm Credit Bank 3130AMW57	2,000,000.00
559		Fed. Home Loan Bank 3130AQWF6	1,000,000.00
560		Fed. Home Loan Bank 3130AQWJ8	1,000,000.00
563		Fed. Home Loan Bank 3130AQZ55	1,000,000.00
565		Fed. Home Loan Bank 3130ARCV1	2,000,000.00
564		Fed. Home Loan Mtg Corp 3134GXMX9	1,000,000.00
566		Fed. Home Loan Bank 3130ARGE5	1,000,000.00
567		Fed. Home Loan Mtg Corp 3134GXQP2	1,000,000.00
568		Fed. Home Loan Bank 3130AS3Z0	1,700,000.00
569		Fed. Home Loan Bank 3134GXUM4	1,000,000.00
571		Fed. Home Loan Bank 3130ASS67	1,000,000.00
572		Fed. Home Loan Bank 3130ASS91	1,000,000.00
582		Fed. Farm Credit Bank 3133EPPC3	2,000,000.00
			20,700,000.00
Municipal Bonds			
537		Dixon CA Unified School District 255651KY6	500,786.44
531		Natomas CA School District 63877NMM6	300,000.00
			800,786.44
Treasury Discounts-Amortizing			
595		United States Treasury Bill 912797FS1	1,001,178.19
			1,001,178.19
Treasury Securities			
593		United States Treasury Bill 91282CFU0	9,919,895.17
594		United States Treasury Bill 912810FF0	13,594,587.32
			23,514,482.49
Total Pooled Cash and Investments			\$ 69,282,371.76
Fair Value Increase (over cost)			(5,068,238.15)
Outstanding items			
Warrants/Wire Transfers Outstanding (Bank)			(654,852.15)
Outgoing ACH Payments Outstanding (GL)			225,610.03
Credit Card in Transit			8,006.31
Total Outstanding Items			(421,235.81)
Reconciled Bank Balance			\$ 63,792,897.80
General Ledger Balance			\$ 63,792,897.80
			0.00



The City of Indian Wells
 Portfolio Management
 Portfolio Summary
 December 31, 2023

City of Indian Wells
 44-950 Eldorado Drive
 Indian Wells CA 92210
 (760)346-2489

Investments	Par Value	Market Value	Book Value	% of Portfolio	Term	Days to Maturity	YTM 360 Equiv.	YTM 365 Equiv.
Bank Certificates of Deposit	505,493.12	505,493.12	505,493.12	0.73	183	52	3.880	3.934
Managed Pool Accounts - LAIF	4,689,587.38	4,689,587.38	4,689,587.38	6.77	1	1	3.875	3.929
Money Market Sweep/Checking Account	2,046,688.16	2,046,688.16	2,046,688.16	2.95	1	1	2.989	3.031
Negotiable CD's	7,716,000.00	7,435,647.79	7,716,000.00	11.14	1,801	938	1.919	1.946
Medium Term Corporate Notes	8,000,000.00	7,439,540.00	8,050,389.35	11.62	1,803	824	1.341	1.359
Federal Agency Issues - Callables	20,700,000.00	19,940,689.00	20,700,000.00	29.88	1,381	706	2.452	2.486
Treasury Securities	23,000,000.00	23,845,500.00	23,514,482.49	33.94	1,638	1,619	4.206	4.265
Miscellaneous Securities - Coupon	800,000.00	771,107.00	800,786.44	1.16	1,449	350	0.653	0.662
Treasury Discounts -Amortizing	1,024,000.00	1,000,581.12	1,001,178.19	1.45	175	164	5.094	5.165
Componding Certificates of Deposit	257,766.63	257,766.63	257,766.63	0.37	396	188	5.370	5.445
	68,739,535.29	67,932,600.20	69,282,371.76	100.00%	1,401	968	3.010	3.052

Total Earnings **December 31 Month Ending**

Current Year -1,739,144.90

Average Daily Balance **71,033,208.33**

Effective Rate of Return **-28.83%**

The above investments are consistant with the City's investment policy and allowable under current legislation of the State of California. Investments were purchased using safety, liquidity, and yield as criteria. In addition, cash flow from revenue and maturing investments will be sufficient to cover expenditures for the next six months. All securities are "Marked-to-Market" on a monthly basis.


 Kevin McCarthy, Finance Director

Reporting period 12/01/2023-12/31/2023

Run Date: 02/06/2024 - 11:47

No fiscal year history available

Portfolio CITY
 AP

PM (PRF_PM1) 7.3.0
 Report Ver. 7.3.6.1

**The City of Indian Wells
Portfolio Management
Portfolio Details - Investments
December 31, 2023**

CUSIP	Investment #	Issuer	Average Balance	Purchase Date	Par Value	Market Value	Book Value	Stated Rate	Fitch	YTM	Days to Maturity	Maturity Date
Bank Certificates of Deposit												
SYS579	579	Pacific Western Bank		06/07/2023	250,000.00	250,000.00	250,000.00	5.290		5.290	6	01/07/2024
SYS596	596	Pacific Western Bank		11/07/2023	255,493.12	255,493.12	255,493.12	2.500		2.500	97	04/07/2024
Subtotal and Average			505,493.12		505,493.12	505,493.12	505,493.12			3.880	52	
Managed Pool Accounts - LAIF												
SYS21	21	LAIF - City			4,689,587.38	4,689,587.38	4,689,587.38	3.929		3.875	1	
SYS23	23	LAIF - Redevelopment			0.00	0.00	0.00	0.233		0.230	1	
Subtotal and Average			4,905,716.41		4,689,587.38	4,689,587.38	4,689,587.38			3.875	1	
Money Market Sweep/Checking Account												
SYS1	1	Pacific Western Bank			903,751.06	903,751.06	903,751.06	0.250		0.247	1	
SYS6	6	Pacific Western Bank-Ambulance		07/01/2022	0.00	0.00	0.00			0.000	1	
SYS7	7	Pacific Western-PublicFundsMMA			15,532.10	15,532.10	15,532.10	3.990		3.935	1	
SYS8	8	US Bank Money Market		07/01/2022	0.00	0.00	0.00			0.000	1	
SYS10	10	US Bank Money Market-4591		08/30/2022	19,404.66	19,404.66	19,404.66	5.250		5.178	1	
SYS9	9	US Bank Money Market-4590		08/30/2022	1,106,000.34	1,106,000.34	1,106,000.34	5.256		5.184	1	
SYS2	2	Pacific Western - Acct Payable		07/01/2022	0.00	0.00	0.00			0.000	1	
SYS3	3	Pacific Western-Payroll		07/01/2022	0.00	0.00	0.00			0.000	1	
SYS4	4	Union Bank-Checking			0.00	0.00	0.00	0.200		0.197	1	
SYS19	19	Petty Cash		07/01/2022	2,000.00	2,000.00	2,000.00			0.000	1	
SYS5	5	WestAmerica Bank		07/01/2022	0.00	0.00	0.00			0.000	1	
Subtotal and Average			3,606,270.55		2,046,688.16	2,046,688.16	2,046,688.16			2.989	1	
Negotiable CD's												
020080BX4	515	Alma Bank		03/31/2020	250,000.00	238,975.00	250,000.00	1.400		1.380	452	03/28/2025
052392BT3	574	Austin Telco Fed Credit Union		09/21/2022	250,000.00	241,837.50	250,000.00	3.800		3.748	1,359	09/21/2027
06063HMS9	525	Bank of Baroda		07/22/2020	249,000.00	233,265.69	249,000.00	0.700		0.690	568	07/22/2025
062119CD2	589	Bank Five Nine		07/31/2023	249,000.00	249,012.45	249,000.00	4.500		4.438	1,670	07/28/2028
06652CHA2	501	BankWest Inc.		07/26/2019	249,000.00	244,647.48	249,000.00	2.000		1.973	207	07/26/2024
07371AYE7	561	Beal Bank - Plano TX		02/23/2022	250,000.00	228,597.50	250,000.00	1.900		1.874	1,143	02/17/2027
07371CE88	562	Beal Bank USA		02/23/2022	250,000.00	228,597.50	250,000.00	1.900		1.874	1,143	02/17/2027
05580AVX9	512	BMW BANK NORTH AMERICA		03/31/2020	250,000.00	239,412.50	250,000.00	1.550		1.529	455	03/31/2025
14042TAY3	499	Capital One Bank USA NA		07/18/2019	247,000.00	243,640.80	247,000.00	2.300		0.000	177	06/26/2024
14042RUJ8	573	Capital One NA		09/21/2022	250,000.00	242,715.00	250,000.00	3.900		0.000	1,359	09/21/2027
15201QDE4	518	Centerstate Bank NA		04/30/2020	248,000.00	235,976.96	248,000.00	1.250		1.233	485	04/30/2025

Portfolio CITY
AP
PM (PRF_PM2) 7.3.0

**The City of Indian Wells
Portfolio Management
Portfolio Details - Investments
December 31, 2023**

CUSIP	Investment #	Issuer	Average Balance	Purchase Date	Par Value	Market Value	Book Value	Stated Rate	Fitch	YTM 360	Days to Maturity	Maturity Date
Negotiable CD's												
29260MBE4	520	ENCORE BANK		04/30/2020	249,000.00	245,668.38	249,000.00	1.150		1.135	120	04/30/2024
32027BAM9	521	First Freedom Bank		04/30/2020	249,000.00	245,626.05	249,000.00	1.100		1.086	120	04/30/2024
320437AD8	586	First Guaranty Bank Hammond LA		08/11/2023	249,000.00	249,082.17	249,000.00	4.500		4.438	1,677	08/04/2028
32110YD93	592	First National Bank of America		08/16/2023	249,000.00	255,098.01	249,000.00	4.450		4.394	1,688	08/15/2028
32026UW51	590	First Foundation Bank		08/16/2023	244,000.00	243,524.20	244,000.00	4.450		0.000	1,682	08/09/2028
32112UDR9	517	First Natl Bank of McGregor TX		04/28/2020	249,000.00	237,217.32	249,000.00	1.350		1.332	483	04/28/2025
39573LBL1	550	Greenstate Credit Union		06/16/2021	250,000.00	227,187.50	250,000.00	0.900		0.888	897	06/16/2026
530520AK1	585	Liberty First Credit Union		08/11/2023	249,000.00	253,275.33	249,000.00	4.700		4.641	1,680	08/07/2028
538036LD4	514	Live Oak Banking Company		03/31/2020	250,000.00	238,910.00	250,000.00	1.400		1.382	455	03/31/2025
58404DSW2	587	Medallion Bank Utah		07/31/2023	249,000.00	248,011.47	249,000.00	4.400		4.406	1,673	07/31/2028
64034KAG6	558	Nelnet Bank, Inc.		02/02/2022	250,000.00	225,935.00	250,000.00	1.500		1.479	1,128	02/02/2027
654062JZ2	513	Nicolet National Bank		03/31/2020	250,000.00	238,902.50	250,000.00	1.400		1.382	455	03/31/2025
66736ABV0	519	Northwest Bank		04/30/2020	249,000.00	236,726.79	249,000.00	1.200		1.184	485	04/30/2025
69506YRL5	522	Pacific Western Bank CA CD		04/30/2020	248,000.00	235,976.96	248,000.00	1.250		1.233	485	04/30/2025
70962LAS1	557	Pentagon Federal Credit Union		09/29/2021	249,000.00	223,616.94	249,000.00	0.900		0.888	1,002	09/29/2026
724468AG8	588	Pitney Bowes Bank Inc.		07/31/2023	244,000.00	242,941.04	244,000.00	4.400		0.000	1,673	07/31/2028
856285TF8	516	State Bank of India NY, NY CD		04/29/2020	248,000.00	237,100.40	248,000.00	1.600		1.578	484	04/29/2025
86616RAG0	591	Summit National Bank		08/16/2023	249,000.00	252,274.35	249,000.00	4.500		4.443	1,683	08/10/2028
87164XR65	575	Synchrony Bank		09/23/2022	250,000.00	243,135.00	250,000.00	3.950		3.896	1,361	09/23/2027
89235MKY6	548	Toyota Financial Sgs Bk		04/22/2021	250,000.00	228,760.00	250,000.00	0.900		0.888	842	04/22/2026
Subtotal and Average			7,916,806.45		7,716,000.00	7,435,647.79	7,716,000.00			1.919	938	
Medium Term Corporate Notes												
06048VVM31	549	Bank of America MTN A		05/28/2021	1,000,000.00	909,020.00	1,000,000.00	1.250		1.233	878	05/28/2026
06048VVM72	556	Bank of America MTN A		07/30/2021	1,000,000.00	890,950.00	1,000,000.00	1.200		1.184	941	07/30/2026
06406RAN7	524	Bank of New York Mellon Corp		05/14/2020	1,000,000.00	959,730.00	1,005,003.70	1.600		1.190	479	04/24/2025
24422EWR6	576	John Deere Capital Corp		05/18/2023	1,000,000.00	1,016,550.00	1,022,205.95	4.750		4.083	1,480	01/20/2028
48128G2Q2	538	JPMorgan Chase & Co		02/26/2021	1,000,000.00	904,340.00	1,000,000.00	0.800		0.789	787	02/26/2026
46632FRU1	533	JP Morgan Chase Bank NA		01/22/2021	2,000,000.00	1,798,100.00	2,000,000.00	0.700		0.690	752	01/22/2026
612285AE6	526	Montebello CA Pens Oblig AA		07/17/2020	1,000,000.00	960,850.00	1,023,179.70	2.503		0.819	517	06/01/2025
Subtotal and Average			8,051,389.13		8,000,000.00	7,439,540.00	8,050,389.35			1.341	824	
Federal Agency issues - Callables												
3133EPPC3	582	Fed. Farm Credit Bank		07/03/2023	2,000,000.00	2,002,560.00	2,000,000.00	5.375		5.301	184	07/03/2024
3130ALJ62	542	Fed. Home Loan Bank		03/24/2021	1,000,000.00	926,210.00	1,000,000.00	0.875		0.863	813	03/24/2026

**The City of Indian Wells
Portfolio Management
Portfolio Details - Investments
December 31, 2023**

CUSIP	Investment #	Issuer	Average Balance	Purchase Date	Par Value	Market Value	Book Value	Stated Rate	Fitch	YTM 360	Days to Maturity	Maturity Date
Federal Agency Issues - Callables												
3130ALMM3	544	Fed. Home Loan Bank		03/30/2021	2,000,000.00	1,856,640.00	2,000,000.00	1.000		0.986	819	03/30/2026
3130ALW67	546	Fed. Home Loan Bank		04/22/2021	1,000,000.00	929,490.00	1,000,000.00	1.100		1.085	842	04/22/2026
3130AMW57	551	Fed. Home Loan Bank		06/30/2021	2,000,000.00	1,856,580.00	2,000,000.00	0.750		0.700	911	06/30/2026
3130AQWF6	559	Fed. Home Loan Bank		02/25/2022	1,000,000.00	939,070.00	1,000,000.00	2.150		2.121	1,151	02/25/2027
3130AQWJ8	560	Fed. Home Loan Bank		02/24/2022	1,000,000.00	936,210.00	1,000,000.00	2.050		2.022	1,150	02/24/2027
3130AQZ55	563	Fed. Home Loan Bank		03/10/2022	1,000,000.00	949,020.00	1,000,000.00	2.500		2.466	1,164	03/10/2027
3130ARCV1	565	Fed. Home Loan Bank		03/28/2022	2,000,000.00	1,985,620.00	2,000,000.00	2.250		1.846	87	03/28/2024
3130ARGE5	566	Fed. Home Loan Bank		04/21/2022	1,000,000.00	963,760.00	1,000,000.00	3.000		2.959	1,206	04/21/2027
3130AS3Z0	568	Fed. Home Loan Bank		05/26/2022	1,700,000.00	1,673,259.00	1,700,000.00	3.000		2.959	330	11/26/2024
3130ASS67	571	Fed. Home Loan Bank		08/16/2022	1,000,000.00	1,000,130.00	1,000,000.00	4.500		4.438	1,323	08/16/2027
3130ASS91	572	Fed. Home Loan Bank		08/10/2022	1,000,000.00	979,390.00	1,000,000.00	4.000		3.945	1,317	08/10/2027
3134GXXM9	564	Fed. Home Loan Mtg Corp		03/25/2022	1,000,000.00	974,430.00	1,000,000.00	2.200		2.170	449	03/25/2025
3134GXQP2	567	Fed. Home Loan Mtg Corp		04/28/2022	1,000,000.00	977,650.00	1,000,000.00	3.030		2.988	483	04/28/2025
3134GXUM4	569	Fed. Home Loan Mtg Corp		06/07/2022	1,000,000.00	990,670.00	1,000,000.00	3.050		3.008	158	06/07/2024
Subtotal and Average			29,700,104.38		20,700,000.00	19,940,689.00	20,700,000.00			2.452	706	
Treasury Securities												
91282CFU0	593	U.S. Treasury		12/12/2023	10,000,000.00	10,062,900.00	9,919,895.17	4.125		4.294	1,399	10/31/2027
912810FF0	594	U.S. Treasury		12/14/2023	13,000,000.00	13,782,600.00	13,594,587.32	5.250		4.143	1,780	11/15/2028
Subtotal and Average			14,294,861.41		23,000,000.00	23,845,500.00	23,514,482.49			4.206	1,619	
Miscellaneous Securities - Coupon												
255651KY6	537	Dixon CA Unified School Dist		02/18/2021	500,000.00	487,685.00	500,786.44	0.672		0.395	213	08/01/2024
63877NMM6	531	Natomas CA Sch Dist AA Insured		10/01/2020	300,000.00	283,422.00	300,000.00	1.100		1.085	578	08/01/2025
Subtotal and Average			800,838.99		800,000.00	771,107.00	800,786.44			0.653	350	
Treasury Discounts -Amortizing												
912797FS1	595	U.S. Treasury		12/21/2023	1,024,000.00	1,000,581.12	1,001,178.19	4.904		5.094	164	06/13/2024
Subtotal and Average			999,322.85		1,024,000.00	1,000,581.12	1,001,178.19			5.094	164	
Componding Certificates of Deposit												
SYS581	581	Pacific Western Bank		06/07/2023	257,766.63	257,766.63	257,766.63	5.370		5.370	188	07/07/2024
Subtotal and Average			252,405.03		257,766.63	257,766.63	257,766.63			5.370	188	

**The City of Indian Wells
Portfolio Management
Portfolio Details - Investments
December 31, 2023**

CUSIP	Investment #	Issuer	Average Balance	Purchase Date	Par Value	Market Value	Book Value	Stated Rate	Fitch	YTM 360	Days to Maturity
Total and Average			71,033,208.33		68,739,535.29	67,932,600.20	69,282,371.76			3.010	968



2014, 2015, 2016, 2020 Series
Portfolio Management
Portfolio Summary
December 31, 2023

City of Indian Wells
44-950 Eldorado Drive
Indian Wells CA 92210
(760)346-2489

Investments	Par Value	Market Value	Book Value	% of Portfolio	Term	Days to Maturity	YTM 360 Equiv.	YTM 365 Equiv.
Money Market Sweep/Checking Account	10,717.10	10,717.10	10,717.10	100.00	1	1	0.000	0.000
Investments	10,717.10	10,717.10	10,717.10	100.00%	1	1	0.000	0.000

Total Earnings	December 31	Month Ending
Current Year	0.00	
Average Daily Balance	10,672.59	
Effective Rate of Return	0.00%	


Kevin McCarthy, Agency Treasurer

Reporting period 12/01/2023-12/31/2023

Run Date: 02/06/2024 - 13:55

No fiscal year history available

Portfolio 14A
CP
PM (PRF_PM1) 7.3.0
Report Ver. 7.3.6.1

**2014, 2015, 2016, 2020 Series
Portfolio Management
Portfolio Details - Investments
December 31, 2023**

CUSIP	Investment #	Issuer	Average Balance	Purchase Date	Par Value	Market Value	Book Value	Stated Rate	Fitch	YTM 365	Days to Maturity	Maturity Date
Money Market Sweep/Checking Account												
SYS28	28	2014A Bonds Reserve		07/01/2022	0.00	0.00	0.00			0.000	1	
SYS26	26	All Bond Series Principal		07/01/2022	11.71	11.71	11.71			0.000	1	
SYS25	25	All Bond Series Interest		07/01/2022	0.00	0.00	0.00			0.000	1	
SYS27	27	All Bond Series Debt Svc		07/01/2022	10,705.39	10,705.39	10,705.39			0.000	1	
SYS24	1	Cost Of Issuance Escrow		07/01/2022	0.00	0.00	0.00			0.000	1	
Subtotal and Average			10,672.59		10,717.10	10,717.10	10,717.10			0.000	1	
Total and Average			10,672.59		10,717.10	10,717.10	10,717.10			0.000	1	




**2015 A Bonds
Portfolio Management
Portfolio Summary
December 31, 2023**

City of Indian Wells
44-950 Eldorado Drive
Indian Wells CA 92210
(760)346-2489

Investments	Par Value	Market Value	Book Value	% of Portfolio	Term	Days to Maturity	YTM 360 Equiv.	YTM 365 Equiv.
Money Market Sweep/Checking Account	1.00	1.00	1.00	100.00	1	1	0.000	0.000
Investments	1.00	1.00	1.00	100.00%	1	1	0.000	0.000

Total Earnings	December 31 Month Ending
Current Year	0.00
Average Daily Balance	1.00
Effective Rate of Return	0.00%


Kevin McCarthy, Agency Treasurer

**2015 A Bonds
Portfolio Management
Portfolio Details - Investments
December 31, 2023**

CUSIP	Investment #	Issuer	Average Balance	Purchase Date	Par Value	Market Value	Book Value	Stated Rate	Fitch	YTM 365	Days to Maturity	Maturity Date
Money Market Sweep/Checking Account												
SYS27	27	2015 A Reserve		07/01/2022	1.00	1.00	1.00			0.000	1	
SYS22	22	UBC Cost Of Issuance Escrow		07/01/2022	0.00	0.00	0.00			0.000	1	
Subtotal and Average			1.00		1.00	1.00	1.00			0.000	1	
Total and Average			1.00		1.00	1.00	1.00			0.000	1	




**2016 A Bonds
Portfolio Management
Portfolio Summary
December 31, 2023**

City of Indian Wells
44-950 Eldorado Drive
Indian Wells CA 92210
(760)346-2489

Investments	Par Value	Market Value	Book Value	% of Portfolio	Term	Days to Maturity	YTM 360 Equiv.	YTM 365 Equiv.
Money Market Sweep/Checking Account	1.00	1.00	1.00	100.00	1	1	0.000	0.000
Investments	1.00	1.00	1.00	100.00%	1	1	0.000	0.000

Total Earnings	December 31 Month Ending
Current Year	0.00
Average Daily Balance	1.00
Effective Rate of Return	0.00%


Kevin McCarthy, Agency Treasurer

Reporting period 12/01/2023-12/31/2023

Run Date: 02/06/2024 - 14:10

No fiscal year history available

Portfolio 16A
CP
PM (PRF_PM1) 7.3.0
Report Ver. 7.3.6.1

**2016 A Bonds
Portfolio Management
Portfolio Details - Investments
December 31, 2023**

CUSIP	Investment #	Issuer	Average Balance	Purchase Date	Par Value	Market Value	Book Value	Stated Rate	Fitch	YTM 365	Days to Maturity	Maturity Date
Money Market Sweep/Checking Account												
SYS28	1	UBC Cost Of Issuance Escrow		07/01/2022	0.00	0.00	0.00			0.000	1	
SYS33	2	Union Bank Reserve Account		07/01/2022	1.00	1.00	1.00			0.000	1	
Subtotal and Average			1.00		1.00	1.00	1.00			0.000	1	
Total and Average			1.00		1.00	1.00	1.00			0.000	1	




**2020 A Bonds
Portfolio Management
Portfolio Summary
December 31, 2023**

City of Indian Wells
44-950 Eldorado Drive
Indian Wells CA 92210
(760)346-2489

Investments	Par Value	Market Value	Book Value	% of Portfolio	Term	Days to Maturity	YTM 360 Equiv.	YTM 365 Equiv.
Money Market Sweep/Checking Account	1.00	1.00	1.00	100.00	1	1	0.000	0.000
Investments	1.00	1.00	1.00	100.00%	1	1	0.000	0.000

Total Earnings	December 31 Month Ending
Current Year	0.00
Average Daily Balance	1.00
Effective Rate of Return	0.00%


Kevin McCarthy, Agency Treasurer

Reporting period 12/01/2023-12/31/2023

Run Date: 02/06/2024 - 14:23

No fiscal year history available

Portfolio 20A
CP
PM (PRF_PM1) 7.3.0
Report Ver. 7.3.6.1

**2020 A Bonds
Portfolio Management
Portfolio Details - Investments
December 31, 2023**

CUSIP	Investment #	Issuer	Average Balance	Purchase Date	Par Value	Market Value	Book Value	Stated Rate	Fitch	YTM 365	Days to Maturity	Maturity Date
Money Market Sweep/Checking Account												
SYS1	1	2020 A Bonds COI		07/01/2022	0.00	0.00	0.00			0.000	1	
SYS2	2	2020 A Bonds Reserve		07/01/2022	1.00	1.00	1.00			0.000	1	
Subtotal and Average			1.00		1.00	1.00	1.00			0.000	1	
Total and Average			1.00		1.00	1.00	1.00			0.000	1	



**2022 Bonds
Portfolio Management
Portfolio Summary
December 31, 2023**

City of Indian Wells
44-950 Eldorado Drive
Indian Wells CA 92210
(760)346-2489

Investments	Par Value	Market Value	Book Value	% of Portfolio	Term	Days to Maturity	YTM 360 Equiv.	YTM 365 Equiv.
Money Market Sweep/Checking Account	6,611,211.66	6,611,211.66	6,611,211.66	100.00	1	1	0.000	0.000
Investments	6,611,211.66	6,611,211.66	6,611,211.66	100.00%	1	1	0.000	0.000

Total Earnings	December 31	Month Ending
Current Year		0.00
Average Daily Balance	6,583,698.25	
Effective Rate of Return		0.00%


Kevin McCarthy, Agency Treasurer

Reporting period 12/01/2023-12/31/2023

Run Date: 02/06/2024 - 14:34

No fiscal year history available

Portfolio 22
CP
PM (PRF_PM1) 7.3.0
Report Ver: 7.3.6.1

**2022 Bonds
Portfolio Management
Portfolio Details - Investments
December 31, 2023**

CUSIP	Investment #	Issuer	Average Balance	Purchase Date	Par Value	Market Value	Book Value	Stated Rate	Fitch	YTM 365	Days to Maturity	Maturity Date
Money Market Sweep/Checking Account												
SYS2	2	2022 Bonds COI		07/01/2022	0.00	0.00	0.00			0.000	1	
SYS4	4	2022 Bonds Interest		03/16/2023	253.00	253.00	253.00			0.000	1	
SYS1	1	2022 Bonds Project Fund		07/01/2022	6,610,067.25	6,610,067.25	6,610,067.25			0.000	1	
SYS5	5	2022 Bonds Redemption Fund		03/16/2023	889.28	889.28	889.28			0.000	1	
SYS3	3	2022 Bonds Payment Fund		09/21/2022	2.13	2.13	2.13			0.000	1	
Subtotal and Average			6,583,698.25		6,611,211.66	6,611,211.66	6,611,211.66			0.000	1	
Total and Average			6,583,698.25		6,611,211.66	6,611,211.66	6,611,211.66			0.000	1	